

# PRODUCTS AND SERVICES GUIDE



# Double Coin

## OTR Tires

**D**ouble Coin OTR tires are built to work in demanding environments, move earth, and carry heavy loads in rocky, sandy, and muddy terrains. Double Coin tires deliver superior traction, proven performance, and an overall lower cost of ownership. With more than 80 radial OTR SKUs available, Double Coin has the tire to help your operation maximize performance and reduce operating costs. Double Coin OTR tires are backed by an expansive warranty and exceptional customer service.

The **REM-2 (E-3/L-3) radial OTR** is built with an aggressive self-cleaning, non-directional tread design that makes it ideal in a wide range of OTR applications. It is engineered to deliver a smooth ride and superior traction in rocky, muddy, and sandy terrains. The REM-2 is an OEM Certified tire with an advanced casing design that delivers superior tire life and overall satisfaction.

Double Coin's **REM-3 radial Skid Steer (SS) tire** is engineered for rugged and demanding environments. Its unique unidirectional tread design delivers maximum traction, optimum performance, and superior handling on all types of surfaces. It can be counted on to deliver a low cost per hour and driver satisfaction.

Our **REM-9 (E-4) radial OTR** is engineered with cut/chip resistant compounds that deliver more durability and traction in all types of applications and surfaces. Its unique non-directional deep tread pattern also provides enhanced off-the-road traction in tougher conditions. ■

THE SMART MONEY IS ON



To find a dealer new you, visit  
[doublecointires.com](http://doublecointires.com)  
or call 888.226.5250.



You can count on Double Coin to deliver OTR tires that are high-quality, competitively priced, and readily available.



THE SMART MONEY IS ON



# REM2S E2/L2/G2

## All-Weather/Snow Radial OTR tire

- Wide, non-directional tread pattern for increased traction and year round performance, especially in snow and ice conditions.
- The tread siping allows for increased traction in severe conditions.
- Wide blocks are designed for a flatter footprint and longer tire life.
- Excellent choice in earthmover, loader and grader applications.



For more information, please visit [www.DoubleCoinTires.com](http://www.DoubleCoinTires.com)

# Gorman-Rupp Pumps

Gorman-Rupp has been revolutionizing the pumping industry since 1933. Many of the innovations introduced by Gorman-Rupp over the past ninety years have become industry standards.

We continue to update our machinery, processes, research and development, and engineering to ensure that our pumps and systems are among the most reliable and efficient on the market. With nearly one million square feet under roof, our facilities house some of the most modern manufacturing, testing, and warehousing facilities in the world. Our experienced engineers take advantage of the latest technologies and innovations to custom-design, manufacture, and assemble our products.

With over one million Gorman-Rupp pumps installed to date, we have the knowledge and experience understand your specific application. We provide solids- and clean-fluid handling pumping solutions for municipalities, industrial plants, construction and rental businesses, refineries and petroleum plants, mining sites, agricultural operations, and a variety of original equipment manufacturers.

One of our most successful and innovative lines of pumps has been our self-priming models. Gorman-Rupp also manufactures complete lines of submersible, priming-assisted (dry-prime), standard centrifugal, horizontal end suction centrifugal, and rotary gear products built for the most aggressive pumping applications. In addition, our ReliaSource® pump packages that incorporate these products are designed, manufactured, and tested and include pumps, motors, piping, and controls to ensure superior operation and easy installation.

We perform rigorous testing based on Hydraulic Institute Standards and test to customers' actual operating conditions in our one-of-a-kind testing facility guaranteeing innovative, superior-quality products that are ready to tackle your toughest jobs. To ensure you get the right equipment for your requirements, Gorman-Rupp partners with a worldwide network of distribution



and provides them with the most extensive training. Gorman-Rupp distributors will work hand-in-hand with you to recommend, customize, and specify equipment. And Gorman-Rupp is always available should you ever require any assistance.

## PHILOSOPHY

Gorman-Rupp stands behind the quality of our pumps to ensure they meet your requirements for the long haul. To maintain industry-leading client satisfaction well beyond product installation, we offer a variety of services to meet your needs, including world-class training, service, and industry-leading warranty.

## INDUSTRY-LEADING SUPPORT AND WARRANTY

Gorman-Rupp stands behind the quality of our pumps to ensure they meet your requirements for the long haul. To maintain industry-leading client satisfaction well beyond product installation, we offer a variety of services to meet your needs, including:

### INDUSTRIAL

If your application deals with abrasive, corrosive fluids, or liquids containing large solids, we have the right pump for the job. Gorman-Rupp pumps are constructed in a variety of materials to move fluids in steel mills, paper mills, underground mines, food processing, automotive and chemical plants, canneries, power plants, tanneries, glue and resin plants, and any other facility where dependability and ease of service are essential.

### MUNICIPAL

When you choose Gorman-Rupp, you benefit from one of the largest and highest quality lines of municipal pumps, engine-driven pumps, sewage lift stations and water booster/reuse stations available on the market. Our ReliaSource® packaged lift and booster stations ship complete from the factory with pumps, motors, and controls and are 100 percent tested before they leave the facility to ensure product efficiency and operation. ■

## GORMAN-RUPP PUMPS

P.O. Box 1217  
Mansfield, Ohio 44901



# A NAME YOU KNOW.

# A PRODUCT YOU TRUST.



Being the best in the game starts with a product you can trust. Our full lineup delivers the performance you need to get the job done. Whether you need heavy-duty, solids-handling trash pumps or high-head, high volume dewatering pumps, our products are engineered to get you from job to job – fast.

**GO WITH A NAME YOU KNOW.  
GO WITH GORMAN-RUPP.**

Call Gorman-Rupp at 419-755-1011 or visit [GRpumps.com](http://GRpumps.com) to find a distributor near you.

# Isuzu

## The Power behind it all.


Isuzu is known for reliable, eco-friendly, durable, and technologically advanced engines that power agricultural, construction, industrial, medical, and rental markets in the Americas. All with quiet, fuel efficient products for customer specific applications.

### PRE-VALIDATED RELIABLE POWER

Isuzu Open GenSet Ready Power Units now come in three sizes: 4J, 4H, and 6H. As delivered, all are at least 90% pre-validated. Our **4J-Series** is equipped as a 3.0L, 4 Cylinder, 71 kW (95 hp) constant speed @1800 RPM Diesel engine. The **4H-Series** is equipped with a 5.2L, 4 Cylinder, 127.4 kW (171 hp) constant speed @1800 RPM and the **6H-Series** 7.8L, 6 Cylinder, 194 kW (260 hp) @1800 RPM. These are all Tier 4 Final Certified and branded under Isuzu REDTech™ (*Reliable, Eco-Friendly, Durable, and Technologically Advanced Diesel Technology*). Isuzu Open GenSet Ready Power Units are built using all components and features necessary to successfully meet all installation testing criteria associated with long engine life while also maintaining optimized performance—Isuzu REDTech™ Power Units have been engineered for use with several different generator manufacturers' products. These Engines carry one of the best warranties in the industry, 5 years/5000 hours, and its Power Unit Components offer a 2 year/2000 hour limited warranty.



Isuzu Diagnostic Service Tool (IDST)



4JJ1X Series - 71 kW (95 hp) Tier 4 Final

### DURABLE AND ECO-FRIENDLY GENSET POWER

The standard power unit packages are engineered to include an air intake system with dual element air cleaner, exhaust gas after-treatment system, a complete cooling package, vibration isolators (engine and cooling package), and all engine filters. The power unit engine control module and wiring harness incorporates oil pressure, coolant temperature, intake air pressure, and temperature and engine speed sensors and shutdowns. These complete power units can also be assembled to a customer supplied design of pre-validated skid base/generator combination, **resulting in a 100% pre-validated Open GenSet Power Unit.**

### PRE-TESTED DURABLE POWER—SAVING ENGINEERING RESOURCES, TIME, AND MONEY WHILE MINIMIZING INVENTORY

All models of Isuzu REDTech™ Open GenSet Power Units have also been designed with a generator ready skid base that has been 100% validated for one or more selected generator model/frame lines. If you use one of these complete (GenSet Ready) Isuzu REDTech™ designs (*power unit with cross member, mounting/isolators and optional controller*) with a pre-validated generator it is possible for immediate turnarounds on inventory. In

addition, various cross members for mounting as many as **seven** different common generator brands/models to the power unit have been pre-engineered. When combined with a pre-validated 4J, 4H, or 6H Isuzu REDTech™ Open GenSet Power Unit, all that remains is a few days of vibration testing. This could also help reduce inventory by using pre-validated Isuzu REDTech™ Open GenSet-Ready Power Units that have been pre-engineered for several generator manufacturers' products.

### TOOLS AND TRAINING RESOURCES

Isuzu offers a Diagnostic Service Tool, the IDST for diagnostic trouble codes and automatic Engine Identification which can read and clear ECM DTCs or read only DCU DTCs and perform a forced SCR purge. These tools are available through Isuzu Distributors and are very effective to trouble shooting specific engine related concerns that may not need major work or expensive downtime.

In an effort to support customer service requests, Isuzu is now offering Training programs through some of its Distributors, in certain parts of the country. This addresses a need for more hands-on training related to general maintenance or trouble shooting with turbo chargers, SCRs, and fuel injectors. All to better serve customer needs through our qualified distributors using their expertise and Isuzu Genuine Parts. ■



#### **4JJ1X**

**71 kW (95 HP) Tier 4 Final  
Genset Ready Power Units**



#### **4HK1X**

**127.4 kW (171 HP) Tier 4 Final  
Genset Ready Power Units**



#### **new 6HK1X**

**194 kW (260 HP) Tier 4 Final  
Genset Ready Power Units**

# **ISUZU**

## **The power behind it all.™**

Isuzu Engines and Power Units offer clean, reliable power, Tier 4 and Stage V emissions to perform in all kinds of environments. From the 4LE2, a proven workhorse in thousands of critical applications. To our new 6HK1 open Genset Power Units that are 90% validated, saving OEM and Distributors design engineering time and resources. See our full line of products to cover your applications today and for the future.

**Contact your local Isuzu Distributor  
or call us direct at 734.582.9470.**

**[www.IsuzuEngines.com](http://www.IsuzuEngines.com)**



**ISUZU  
REDTECH™**  
Reliable | Eco-friendly | Durable | Technologically Advanced

# Isuzu Commercial Truck of America, Inc.

Isuzu Commercial Truck of America, Inc., is the distributor of Isuzu commercial vehicles in the United States—the best-selling low cab forward trucks in America every year since 1986.

There's a simple reason why these trucks have gained such popularity: Isuzu has the right truck for all your business needs.

## EXTENSIVE LINE-UP

Isuzu offers the widest range of low cab forward trucks available:

**Class 3-5 Isuzu N-Series V-8 gas trucks,** driven by a powerplant with an engineered design life of 200,000 miles. These are the only low cab forward gasoline-powered trucks with GVWRs ranging from 12,000 to 19,500 lbs. Accommodating up to 20-foot bodies, Isuzu N-Series gas trucks are available in both Standard and Crew Cab configurations. Class 3 and 4 gas trucks available now; Class 5 gas models will be available in mid-2023.

**Class 4 and 5 Isuzu N-Series diesel-powered trucks,** equipped with the legendary Isuzu 4HK1-TC engine that boasts a B-10 durability rating of 375,000 miles. The trucks that made Isuzu famous are available in Standard Cab with three-across seating or a Crew Cab that will handle up to seven, and with wheelbases from 109 to 212 inches in length.

**Class 6 and the all-new class 7 Isuzu F-Series trucks,** featuring the most powerful Efficiency Series variant of the proven Cummins B6.7

diesel engine for the optimum in performance and economy. Isuzu F-Series trucks are available in both Class 6 and new Class 7 models with GVWRs from 25,950 to a whopping 33,000 lbs. With eight wheelbase choices, Isuzu F-Series trucks can handle bodies up to 30 feet in length.

And coming in early 2024: the Class 5 NRR EV, the all-new model that's everything you want in an electric truck and everything you expect from Isuzu. With a 19,500-lb. GVWR and the ability to travel (up to) an estimated 235 miles between charges, the NRR EV will change the game—and change your mind about electric trucks!

## INCREASED PRODUCTIVITY

You can reach more tough-to-navigate locations and make more stops thanks to Isuzu trucks':

**Maneuverability:** Curb-to-curb or wall-to-wall, Isuzu trucks' cab-over-engine design gives them a turning circle dramatically tighter than any conventional cab.

**Visibility:** Between their low cab forward design and wide expanses of glass, these trucks allow drivers to see objects as close as eight feet ahead—far better visibility than you'd find in a conventional cab.

**Economy:** Fewer stops for fuel means more time moving your business forward.

## LOW COST OF OWNERSHIP

Isuzu trucks are famous for their low cost of ownership, thanks to their efficiency and dependability, plus:

- Outstanding basic limited **warranty protection** for a minimum of 36 months, with **extended warranties** available for as much as 5 years/250,000 miles
- **24/7 roadside assistance** for the length of your warranty or extended warranty
- Isuzu's **Priority Service Maintenance Program**, which allows you to lock in today's maintenance service prices for up to 6 years—and the cost can be included in your Isuzu Finance of America finance or lease contract
- Isuzu **FleetValue parts**, priced to compete with aftermarket parts but engineered to meet Isuzu's stringent specifications, in addition to **Genuine Isuzu OEM parts**
- **Vehicle Health Reports** produced by every Isuzu N-Series diesel truck, that show you idle time, speed history, acceleration frequency and more, so you can optimize your truck's efficiency by monitoring and making adjustments to driving habits

## NATIONWIDE SALES AND SERVICE

Isuzu trucks are sold and serviced in all 50 U.S. states, which means there is probably an Isuzu dealer near you wherever you are—or wherever your truck takes you.

Isuzu Commercial Truck of America invites you to visit [www.isuzucv.com](http://www.isuzucv.com) or contact your nearest Isuzu dealership to discover for yourself all the reasons an Isuzu truck is the right truck for you. ■



# ISUZU

## COMING TO ISUZU DEALERS IN EARLY 2024 THE 2025 ISUZU N-SERIES EV

See Your Authorized Isuzu Dealer for More Information.

[WWW.ISUZUCV.COM](http://WWW.ISUZUCV.COM)



Vehicle depicted is a prototype. © 2023 Isuzu Commercial Truck of America, Inc.

ISUZU **NRR** **EV**

# Leading Edge

## The Evolution Continues ...

**A**t Leading Edge Safety, we make fall protection attainable. As the inventor of the original Raptor Cart in 2006, we are evolving our mobile fall protection line to ensure our products are user friendly while ensuring construction workers are protected while working near the leading edge. We take the first step so you don't take your last.

Through our national network of roofers and distributors, we take customer feedback into account when designing our products. All of our products are in line with the latest OSHA compliance standards. Our mobile fall protection line leads the industry with over 10,000 units manufactured and ZERO failures. For the 2023 roofing season, we're proud to introduce two new mobile fall carts to our legendary line: The Saber™ and The X-Calibur™.

### INTRODUCING THE SABER

Fall protection shouldn't have to be complicated or difficult to use. We work closely with commercial roofers, ensuring our products are user friendly. The Stinger™ has long been a contractor favorite for its portability and ease of use. We've taken its

best features and integrated them into an all new cart. Featuring increased worker capacity with a reduced weight of 640 lbs, the Saber is just as mobile as the original Stinger. Gone is the original dolly moving system—the Saber has an integrated axle for increased maneuverability. When the handle is lowered, the axle also lowers, thus lifting the Saber and allowing the unit to be easily transported. The integrated axles create a smaller footprint with a better turning radius. The Saber supports two workers on fall arrest and one worker on fall restraint.

### INTRODUCING THE X-CALIBUR

Designed for finished roof surfaces, the X-Calibur allows for up to one worker to be tied-off for fall arrest. The X-Calibur is ideal for maintenance crews, HVAC professionals and building managers. At only 527lbs, the X-Calibur is lightweight and maneuverable. The handle locking mechanism aids in moving the X-Calibur as needed.

Both of our new mobile fall carts feature counterweights which remove easily to reduce weight while moving. The Saber and The X-Calibur are available to ship on April 1, 2023, and for a limited time, we are offering special introductory pricing.

### COMPLETE SOLUTION

Leading Edge Safety is your complete solution for fall protection. Whether you need permanent, temporary, or mobile fall protection, Leading Edge Safety has the answers for you, with an array of options designed to keep you safe on the job. Unlike our competitors, Leading Edge Safety combines two successful names in the fall protection industry with proven history.

AES Raptor and Premier Rail Systems have joined forces to offer a full service fall protection solution. We offer temporary, permanent, and mobile fall protection solutions from one great provider. Our combined expertise, customer service, and American-made products provide an unmatched selection of products and services. We have solutions for your fall protection requirements that exceed current codes and regulations. Leading Edge Safety has the knowledge, expertise, and inventory to help you choose the correct product for your specific needs. If your requirements do not fit a standard product, our design team will develop and engineer a specific product per your specifications with the required codes and regulations. ■

For more information, visit  
[leadingedgesafety.net](https://www.leadingedgesafety.net).





# THE EVOLUTION

continues...



**SABER**

**2 USERS - FALL ARREST**  
**1 USER - FALL RESTRAINT**

Introducing the all new **Saber Mobile Fall Protection Cart**—The Stinger has long been a contractor favorite for its portability and ease of use. We've taken its best features and integrated them into an all new cart. Featuring increased worker capacity with a reduced weight, the Saber is just as mobile as the original. Gone is the original dolly moving system—the Saber has an integrated axle for increased maneuverability. When the handle is lowered, the axle also lowers, thus lifting the Saber™ and allowing the unit to be easily transported. The integrated axles create a smaller footprint with a better turning radius.

[www.sabersaves.com](http://www.sabersaves.com)

888.990.2990

[www.leadingedgesafety.net](http://www.leadingedgesafety.net)

# Noregon

## Tips for Purchasing a Diagnostic Tool

An advanced, user-friendly diagnostic tool is an essential investment for organizations looking to maximize vehicle and equipment uptime.

It is vital you purchase reliable tools that provide the latest features and coverage so you stay on track with a repair job and avoid unnecessary downtime due to faulty or dated diagnostic equipment. Consider the following tips when evaluating a diagnostic tool.

### TRUST YOUR HARDWARE

Even the best diagnostic and repair software will fail to meet its potential when loaded on a device with specifications that fall below the software's requirements. Reputable software will include a list of required specs, so check those against the intended hardware before purchasing.

It is highly recommended to consider kits that include new hardware instead of refurbished models. Factory refurbished devices are typically pre-owned or pre-used machines that the manufacturer or retailer resets to its factory settings, though

intermittent issues in the hardware often remain unnoticed. Due to how quickly computer hardware becomes obsolete, purchasing a refurbished model typically puts you a few years behind before the device ever reaches the field.

Noregon is one of the few Panasonic® Authorized Service Centers in the United States. Because of this rare distinction, the company offers a 3-year warranty on the new Panasonic Toughbooks included in their diagnostic kits.

### PURCHASE REPUTABLE SOFTWARE

First, you must select a diagnostic application that allows you to work on equipment made by various manufacturers. Using a single application for most of your equipment simplifies training methods and empowers technicians to confidently diagnose your assets with one software application.

Purchase a solution with broad coverage, quick connection times, an easy-to-use interface, and built-in educational tips that make your technicians more efficient. It is

essential for your application to help manage everything from triage to completed repair, so built-in troubleshooting assistance is a vital resource.

Once you select the tool that fits your needs, purchase it from a reputable dealer. You may find companies or individuals selling pirated software as a legitimate option; avoid these opportunities. Not only is it illegal, but pirated software is typically a few versions behind, does not include free updates, and will not feature support options, such as Noregon's free access to US-based product specialists available to JPRO subscribers.

Purchasing from an untrustworthy source also increases your susceptibility to cybersecurity threats. Whether installed maliciously or unknowingly, your software may contain backdoor access making your device a threat vector for cyber-attacks.

### CONDUCT RESEARCH

Unfortunately, buyer's remorse is common after purchasing specific diagnostic solutions. With the best tool, you will feel like you made an investment; with the worst tool, you will feel like you wasted your business's hard-earned money. The correct tool will expedite the diagnostic process while educating technicians to improve efficiency. The wrong tool will promise all the features and coverage but fail to deliver when it comes time to use the newly purchased tool.

You are making a significant investment that is supposed to drive profits for your business, so we highly recommend performing research before you make a purchasing decision. Evaluate the different options available to you and request a free trial or demo. We also recommend speaking to colleagues in the industry to discuss which options have worked for their needs. ■





# MAXIMIZE UPTIME.

In the shop or on the jobsite.

Quickly diagnose and repair your assets with JPRO so you can get back on the road, to the jobsite, or wherever else you're needed.



# Trail King

## Material Hauling Trailers

ABLE TO HAUL MORE PAYLOADS  
THAN EVER BEFORE

**T**rail King releases updates to two of its bestselling material hauling trailers, taking the best features of these products and making them better. The NEW & IMPROVED Steel Side Dump and the Bottom Dump were both showcased at the CONEXPO 2023 trade show. The patriotic theme of the booth drew much attention to these trailers with each of them wrapped in an American flag design.

### TRAIL KING STEEL SIDE DUMP

Trail King's Steel Side Dump has been updated with an additional center tub pivot to provide a smoother dumping process and increased stability. This prevents wheel hop at

the end of the dump cycle while maintaining a dump angle of 41 degrees. The new tub geometry drastically increases tub-to-truck clearance when dumping, improves cycle stability, and provides better rear-view visibility and component protection.

The abrasion-resistant two-piece rolled tub is constructed of 6mm Hardox 450 for strength. The round bottom delivers a fast-unloading process that eliminates carry back. Fewer weld seams minimize the likelihood of cracking. This tub design results in additional weight savings, allowing drivers to haul more payloads.

Maintenance is easier with the standard removable drop-in kingpin, greaseless

bushings, remote cylinder grease lines, and bolt-on parts that can be quickly replaced in the case of damage.

Rugged, flexible, impact-resistant plastic rounded fenders (front and rear) shed falling debris to protect both the trailer and wheels. The improved tarp and truck fender clearance increases durability.

Main frame I-beams, constructed of one-piece web and flange material, result in a trailer with the rugged strength and durability to stand up to tough loads.

### TRAIL KING BOTTOM DUMP

Designed for performance, Trail King's Bottom Dump is now lighter than ever, yet still rugged and strong. Its lightweight cross-bracing and gusset design minimizes the twisting and flexing in critical stress areas while delivering maximum weight savings.

The new heavy-duty gate stop increases productivity and provides greater output with fast cycle times and the recently modified easy to use gate limit setting. It is conveniently positioned with 6 adjustable locations. The addition of a 60-gallon air reservoir allows faster operation and more capacity for the gate.

This trailer ensures superior cleanout with a one-piece unitized hopper and frame design. The sloped top rail allows material to shed, reducing areas of buildup and less corrosion. Additionally, the continuous hopper slopes with a 54"x99" hopper opening deliver complete dumping. The large 11'6" clam with overlapping knife edge ensures full closure of the gate.

Trailer stress is reduced, and service life of the tractor and frame is extended with a spherical full oscillating 5th wheel plate with chrome bushed design. Newly added bolt-on parts including the windrow deflector, fender buckets, and light boxes are designed to be easily removed, repaired, or replaced if damaged. ■



Bottom Dump



Side Dump

# BUILDING SUCCESS

△|REFURB   △|PARTS   △|FINANCE



# TRAIL KING

Our bottom dump is engineered to be lightweight, yet rugged & strong.

It's lightweight crossbracing & gusset design minimizes the twisting & flexing in critical stress areas while delivering maximum weight savings.

This trailer can haul more payloads than ever.

# INTO THE FUTURE

trailking.com |     @trailkingind

# The Tools for Any Trade

## VENTURO DELIVERS 70 YEARS OF WORK-READY RELIABILITY

**W**hen you don't have the right equipment for the job, downtime is sure to follow.

And if projects go sideways, you'll need to re-spec everything—costing you revenue and pushing back timelines. All because you didn't have what you needed to get the job done.

Since 1952, Venco Venturo® has been a leader in developing a line of made in the USA service cranes, hoists, truck bodies, and accessories. The Cincinnati-based company prides itself on its history of providing durable equipment to handle any job—with excellent customer service and the fastest lead times in the industry.

A commitment to understanding customers' needs and then getting them the equipment to match the application has helped Venturo maintain its pioneering position.

When construction and maintenance companies don't get the right components for their fleets, they're forced to spend, re-measure and respond. Understanding this trap, Venturo is dedicated to two principles:

1. Deliver only what is needed.
2. Provide unmatched customer support and service.

"We understand what goes into finding work-ready truck and crane equipment," director of marketing and west coast sales manager at Venco Venturo Ian Lahmer says. "If you don't get what you need, you'll have to re-measure everything and swap features as you go. That's why we work directly with each customer to install the equipment they need so they can get back to the job. Simple as that."

### **A HIGH-PERFORMING, MIDSIZE SERVICE CRANE**

Venturo also provides application-specific components with custom options. A prime example is the HT45KX service crane.

This fully hydraulic crane has less weight for added versatility and more crane capacity with a lighter payload. It is designed to work with all service body manufacturers and includes the following:

- Hexagonal boom structure and crane housing
- 7,800-lb lifting capacity
- 45,600 ft/lb rating
- 30-ft reach

The highlight of the crane is the Venturo Logic Controls (VLC™) management system.

VLC™ contains a wireless, pistol-grip remote. It gives operators ease of use (and peace of mind) with safety alerts and statuses on the LCD screen. The crane itself contains its own safety feature with alert lights on the underside of the boom, which go from green to yellow to red to indicate different safety warnings.

### **VTEC CENTER FOR TRUCK & CRANE CUSTOMIZATION**

In addition to standard product lines, Venturo's equipment services round out a complete customer experience.

For installations, modifications or custom builds, Venturo has it covered. These capabilities have been keeping operations in several industries running smoothly for decades.

In effect, Venturo either has it—or will build it.

Venturo's VTEC Center is a custom upfit shop staffed by factory-trained technicians. They can build and install cranes and hoists on existing fleets or perform a range of custom work for a complete, work-ready package.

"We're happy to do custom builds. That's where the VTEC Center comes in. Whether you need a new crane, a full work truck, or even if you aren't sure where to begin, it doesn't matter. We'll customize the truck package for any job," Lahmer says.

To ensure the right components, Venturo put a user-friendly system in place.

"We designed a simple checklist," Lahmer says. "All a customer needs to do is fill out the crane and truck specs they need: size, weight, operational requirements, and the accessories they want. Then we'll handle the rest."

Venturo equipment is purpose-built to help operators improve productivity and safety at any jobsite. From basic upfits to complete packages, Venturo's made in the USA, light and heavy-duty cranes, hoists and truck bodies are ready to handle whatever the job demands. ■



Learn more at  
[www.venturo.com](http://www.venturo.com).

# PROVEN DEPENDABILITY TO ELEVATE YOUR FLEET

Keep your operation on track with tough equipment you can depend on. From single-truck crane packages to full fleet upfits, Venturo's made in the USA service cranes, hoists and truck bodies are built to handle every challenge on any job.

FIND WORK-READY EQUIPMENT AND REAL EXPERTISE  
AT [VENTURO.COM](http://VENTURO.COM).



**VENTURO** hydraulic, electric-hydraulic, crane solutions and **VENCO** underbody conversion/dump hoists are all manufactured with pride by skilled US craftsmen. **VENCO VENTURO** is also the official US distributor for FERRARI articulating knuckle boom cranes.

# B2W Software

## Individual Employee App for Performance Tracking

**B**2W Software has expanded its unified platform with a mobile application for reporting labor hours, productivity, equipment utilization, and other data for individual employees working independently.

The B2W Employee App is an easy-to-use solution for recording this information on individual work logs. Data from work logs can be combined with similar data for crew-based employees collected with B2W Track electronic field logs. The unified approach gives contractors comprehensive reporting on project status as work is being performed and it streamlines data transfer for payroll processing.

The app addresses the challenge of tracking equipment operators, truck drivers and other employees that work independent

of crews and supervisors on jobsites. New features added in 2023 for faster, more accurate recording of employee hours and equipment meter readings include clock-in-clock-out functionality and GPS confirmation of location.

Individuals use the B2W Employee App on iOS or Android mobile devices to record hours along with the associated projects and tracking accounts. Employees can also enter hours for equipment used and production quantities for work performed. Notes can be added to the work logs, and configurable fields can be created to meet business-specific requirements like recording weather conditions, safety compliance, or other information.

The B2W Employee App includes a built-in workflow for electronic employee sign-off, submittal, and validation. Employees can use the app in a real-time, online mode. They can also create and modify work logs offline and send them to a server when a connection is established.

Individual employees can create work logs using the new app, or the logs can be created by administrators. Previous work logs can also be copied to save time in initiating new logs. ■

For more information, visit  
[www.b2wsoftware.com](http://www.b2wsoftware.com).



**“We’re managing resources in real time to **keep jobs running smoothly.**”**

GREG BALAMUTA  
BRUBACHER EXCAVATING

**B2W**  
A TRIMBLE COMPANY

**Break new ground, win more work and complete it more profitably with a unified platform for heavy construction estimating, operational workflows and business insight.**

**HEAR GREG'S SUCCESS STORY AND MORE AT [B2WSOFTWARE.COM/GREG](http://B2WSOFTWARE.COM/GREG)**

**B2W Schedule**

**Orders and Needs**

**Source**  
\$750,000.00 - New DDT Imp...  
Labor  
\$750,000.00 - New DDT Imp...  
Power Star  
\$750,000.00 - New DDT Imp...



# BKT

## Earthmax Line of Radial Tires

**M**ining and construction are some of the toughest sectors on Earth. BKT's Earthmax line of radial tires are built just for that. Perfect for all types of earthmoving equipment, like dumpers, wheel loaders, dozers, graders, and multipurpose vehicles, Earthmax is your solution to the difficult conditions you face on the jobsite.

The Earthmax SR 30 is one of the most popular tires in the Earthmax line, and it's easy to see why. The Earthmax SR 30 is an extremely versatile tire that is suitable for articulated dump truck, wheel loader, and bulldozer

applications. It excels in loading operations, transporting material, and leveling the ground.

The radial, all steel structure features excellent casing stability, allows optimal load distribution on the ground, and makes the tires puncture resistant against foreign objects.



The multi-ply steel belts and its rigid block design ensure excellent traction, stability, and durability. The special cut resistant compound helps to quickly dissipate heat generated during operations, making the Earthmax SR 30 tire the ideal solution for all operating conditions.



For more than 30 years, BKT has led the way in the creation and manufacture of safe, innovative, and high-performing tires for several specialist sectors, including the construction, earthmoving, port, mining, and agricultural industries. ■

For more information, visit  
[www.bkt-tires.com/ww/us](http://www.bkt-tires.com/ww/us).

## A LONG WAY TOGETHER



### EARTHMAX SR 41

No matter how challenging your needs, EARTHMAX SR 41 is your best ally when it comes to operations that require extraordinary traction. Thanks to its All Steel radial structure and the special block pattern, EARTHMAX SR 41 provides excellent resistance against punctures and an extended service life. In addition to long working hours without downtime, the tire ensures extraordinary comfort.

EARTHMAX SR 41 is BKT's response to withstand the toughest operating conditions in haulage, loading and dozing applications.



**BKT**  
GROWING TOGETHER

in f t w i g bkt-tires.com

BKT USA Inc.  
202 Montrose West Ave. Suite 240  
Copley, Ohio 44321  
Toll free: (+1) 888-660-0662 - Office: (+1) 330-836-1090  
Fax: (+1) 330-836-1091

# Eberspächer

## Hydronic S3 Economy

Since the Eberspächer Hydronic is integrated in the cooling water circuit, it heats not only the passenger compartment but can also pre-heat the engine of suitable vehicles at standstill. This allows it to combine maximum comfort with stable heating performance and low fuel consumption.

Even in the depths of winter, you enter a pleasantly warm vehicle and benefit from ice-free windows. On vehicle models with pre-heatable engines, starting is gentler on the engine, reducing the burden on the battery while consuming less fuel and reducing emissions.

The heater's CAN/switching plus version of the Hydronic S3 Economy is the direct successor to the previous CAN/LIN version and is compatible with the Eberspächer

EasyStart CAN-bus-compatible control unit family that will be available.

The new switching plus input also ensures compatibility with all other control units that output an S+ switch-on signal. The new Hydronic S3 Commercial rounds off the product family with a **24-volt version for commercial applications**. It will also be available in a 5.6 kW Power version for commercial applications for the first time, making it unrivaled on the market.

### Advantages:

- Interfaces: CAN and S++
- Economy: service life 3,000 h
- Commercial: service life 5,000 h
- Utilization of residual heat through heating circuit run-on control

### Additional features:

- Economy: gasoline (also E10) and diesel (also B30)
- Commercial: diesel (also B30)
- Diagnostic display via EasyStart TP 7.1 control units, and via EasyStart CAN-based control units
- Economy: suitable for altitudes up to 1,500 m above sea level; altitude adjustment can be activated manually above 1,500 m with EasyStart Pro
- Commercial: automatic altitude adjustment up to 3,000 m above sea level
- Connection diameters: water 20 mm, exhaust gas 24 mm, combustion air 20 mm
- ADR compatible with EasyStart Pro (with "Commercial" version) ■



**EBERSPÄECHER SYSTEMS & SOLUTIONS**  
THERMAL MANAGEMENT SYSTEMS & COMPONENTS FOR ALL APPLICATIONS



**Eberspächer**



[eberspaecher-off-highway.com](http://eberspaecher-off-highway.com)

# InSite Software

InSite Elevation Pro helps businesses of all sizes spend less time bidding, increase accuracy, and confidently win more bids.

Elevation Pro allows contractors to calculate cut and fill, stripping, strata quantities, paving and concrete materials, topsoil respread, areas, lengths, trench excavation, and backfill and build GPS machine control models.

## WORK ACROSS MULTIPLE DOCS

The software allows multiple PDF, CAD, Drone, Data Collector, Google Earth, etc. files to be open simultaneously with a coordinated cursor across all. This exclusive feature overlays takeoff data from one document across all others, preventing missed items and duplication.

## PROVE YOUR RESULTS

Elevation Pro provides definitive graphics and precise reports for all takeoff items with no chance of dispute, providing the proof required to get paid.

## CREATE GPS MACHINE CONTROL

Once the bid is won, Elevation Pro gives you the tools to create GPS machine control models for CAT, Komatsu, Trimble, Topcon, Leica, etc., without needing a complex CAD program.

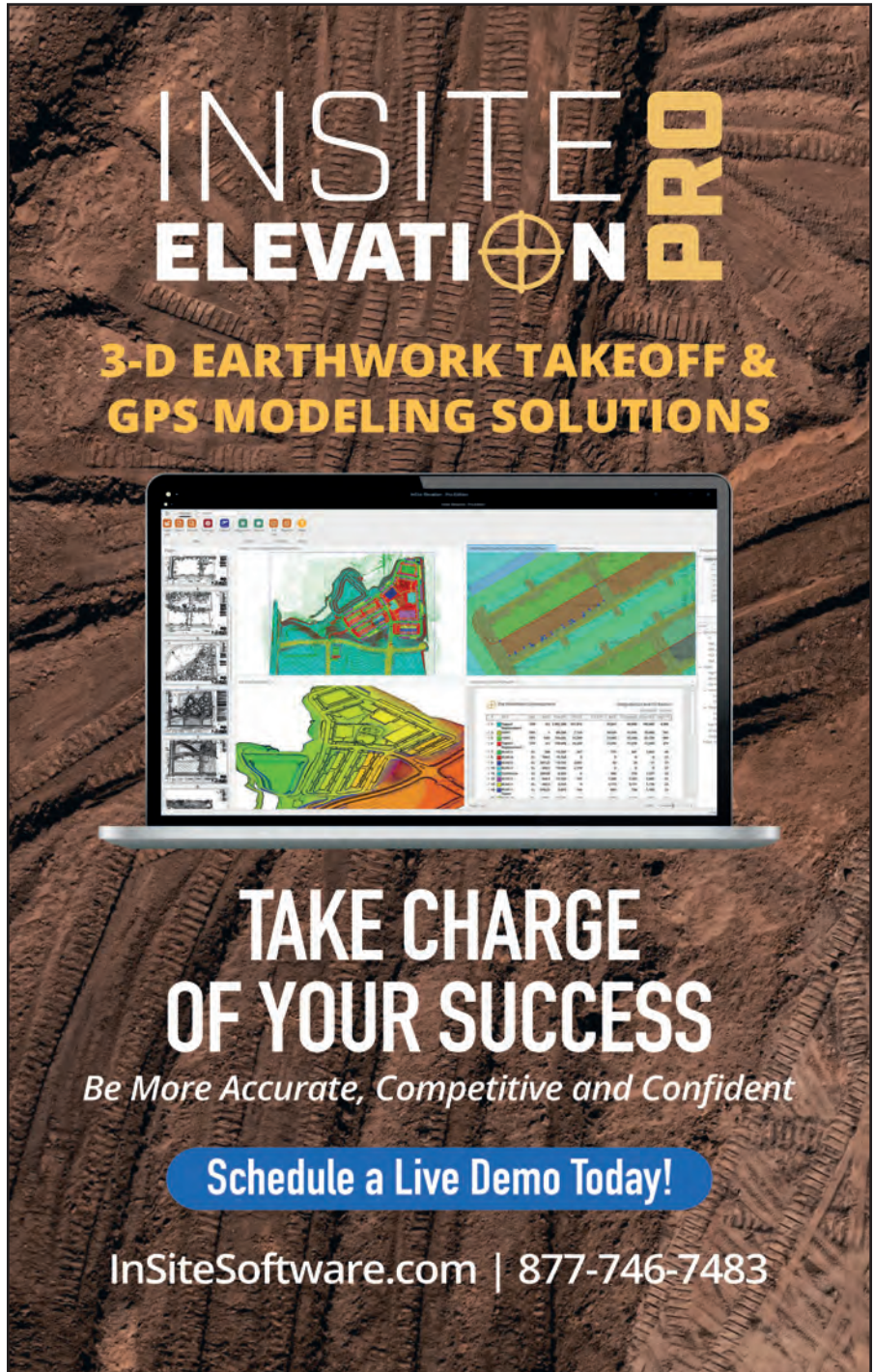
## IMPROVE COMMUNICATION

KMZ files provide location-based data to Google Earth and other geo-browsers to anyone on your staff with a GPS-equipped smart device with no special app required. Clearly see cut & fill, delivery, stockpile locations, haul routes, building locations, and utilities.

7 days a week technical support and included training ensures your team meets tight bidding deadlines. ■

Visit us at [www.insitesoftware.com/demo](http://www.insitesoftware.com/demo), email [sales@insitesoftware.com](mailto:sales@insitesoftware.com), or call 877.746.7483 to request a live demo. Let us show you how InSite Elevation Pro gives you the tools to bid with confidence.

## WIN MORE EARTHWORK BIDS IN LESS TIME



**INSITE  
ELEVATION**

**3-D EARTHWORK TAKEOFF & GPS MODELING SOLUTIONS**

**TAKE CHARGE  
OF YOUR SUCCESS**

*Be More Accurate, Competitive and Confident*

**Schedule a Live Demo Today!**

**InSiteSoftware.com | 877-746-7483**

# Mi-T-M

Whether it's a general contracting or large construction project, contractors want everything to run smoothly—as smooth as the hum of a Mi-T-M inverter generator.

Emission standards are more prominent in the construction industry than ever before. These have influenced the development of Mi-T-M's portable generator line equipped with carbon monoxide (CO) detection and auto shutdown.

Designed and built to be quiet and powerful, the Mi-T-M inverters range from 2000 to 7300 watts and are powered by Mi-T-M OHV engines. They feature inverter technology and provide clean commercial AC power for sensitive electronic equipment. These inverters are great for charging battery packs and power a variety of tools and equipment on any jobsite.

The hand-carry 2000 and 2500-watt inverters are compact, making them easy to move where power is needed. The 3500-watt inverter features a unique open frame design and takes accessibility to the next level. It only weighs 66 pounds and can easily fit in a service truck compartment, when it's not being used.

The Mi-T-M 4000-watt inverter is extremely quiet with a 56 decibel rating. It features all universal outlets as well as dual USB ports. And the 7300-watt inverter is equipped with gripped handles, durable tires and a 5.5 gallon fuel tank to run for more than nine hours at half load.

Built to perform and built to last, the Mi-T-M inverter generators come with 1-year alternator and 3-year engine warranties. ■

For more information, visit  
[www.mitm.com](http://www.mitm.com)  
or call 800.553.9053.

## Inverters with CO Detection Built To Perform and Built To Last

# Mighty. Damn. Good.



At Mi-T-M, we pride ourselves on building mighty, damn good equipment. It's what sets us apart from our competition. When you purchase equipment with the Mi-T-M name on it, you are buying dependable equipment that is designed, built, and tested by good people. Mighty. Damn. Good.



[www.mitm.com](http://www.mitm.com)  
800-553-9053

Air Compressors | Portable Generators | Air Compressor/Generator Combinations  
Air Compressor/Generator/Welder Combinations  
Cold and Hot Water Pressure Washers | Wet/Dry Vacuums | Jobsite Boxes  
Portable Heaters | Water Pumps | Water Treatment Systems

# National Construction Rentals

National Construction Rentals understands the relationships we build are just as important as the quality of work we put into each project. It's with this principle in mind that has made us become the largest supplier of Rent-A-Fence, barricades, portable toilets, hand wash stations, luxury restrooms, and mobile storage containers in the nation.

For more than 60 years, National Construction Rentals has worked with every leading construction company, supplying temporary site service solutions to Bechtel, Flour, Kiewit, Turner, PCL Construction, The Shaw Group, Skanska USA, Clark Group, Jacobs, Foster Wheeler AG, The Walsh Group, Balfour Beatty, Whiting-Turner, Tutor Perini Corp., CB&I, Gilbane, Hansel Phelps, Mortenson Construction, McCarthy Construction, and countless others.

From commercial and residential construction, to government projects, public works, and emergency response, National's team of experienced professionals dedicate themselves to each project until each customer is satisfied with the results. This was our goal when we started in 1962. This is what continues to define who we are today. ■

SERVING OVER  
275 METRO AREAS  
NATIONWIDE

For unparalleled service and superior customer support, contact us today at 800.352.5675 for the best in chain link fence, pedestrian barricades, portable toilets, hand wash stations, luxury restrooms, and mobile storage containers.

[www.rentnational.com](http://www.rentnational.com)

Rentals Made Easy.™

**Serving Over 275 Metro Areas Nationwide!**



**Mobile Storage**



**Luxury Restrooms**



**Hand Wash Stations**



**Portable Toilets**



**Barricades**



**Rent-A-Fence**

**NATIONAL**  
CONSTRUCTION RENTALS®

**800-352-5675 • rentnational.com**

Product availability varies by region.

# Poseidon Barge, Ltd

Poseidon Barge, Ltd specializes in manufacturing Sectional Barges used in the heavy construction industry to float equipment, men, or materials. Their Sectional Barges are manufactured in Berne, Indiana, and are transported via truck. They are used primarily on inland waterways where traditional deck barges cannot travel.

## HULL SIZES TO FIT YOUR NEEDS

Poseidon manufactures barges with hull sizes of 4, 5, 7, and 10 ft tall. The Poseidon P10 is the largest Sectional Barge available that can be transported over the road. Measuring 44 ft long x 11 ft wide and 10 ft tall, the P10 has floated some of the largest cranes available. All Poseidon Barges have patented roll form decks that are rated for 20,000 lb/ft<sup>2</sup> of concentrated load.

## PRODUCT LINE ACCESSORIES

Accessories for each specific product line are also available. Spuds, spud wells, deck cleats, rake sections, hydraulic double drum winches, Sea Bee Thruster units, and Push Boats are all part of the product line available for rent or purchase.

Poseidon Barge, Ltd has a full engineer staff led by an in-house certified Naval Architect. Layouts and Basic Stability Analysis are available for each project based on the information provided by the client.

Poseidon has in-house steel grit blasting and liquid spray-painting booths to better serve its customers with a premier product finish. Large enough to accommodate the P10 barge, they are some of the largest booths in the Midwestern United States. Each booth is equipped with a 25-ton crane for easy product handling.

## DESIGN SERVICES AVAILABLE

Poseidon performs contract manufacturing and finishing for markets outside of the marine industry. We also can offer design services through our engineering department.

## FOCUS ON QUALITY

Poseidon Barge, Ltd is an ISO 9001:2015 certified company. High quality, repeatability, and striving towards continual improvement are the hallmarks of this certification. The Poseidon Barge team has a strong desire for the customer to be assured that each and every barge section was built with the attention focused on these core values. ■

Visit [www.poseidonbarge.com](http://www.poseidonbarge.com), or call 866.992.2743. Visit our social media outlets as well: Facebook, LinkedIn, and YouTube.

## — RAISING THE BAR



### P10 PORTABLE SECTIONAL BARGE

- Deck Barge Strength with Sectional Barge over the road mobility
- Tops fabricated with a patented Roll Form Non-Skid Deck Material
- Holds larger cranes & heavier picks with a smaller foot print
- Exterior coated with Marine Grade Baril Marine Coating
- Concentrated Load Capacity is 20,000 lbs psf



725 East Parr Road  
Berne, IN 4671  
PH: 866-99-BARGE  
FAX: 260-589-2088

on quality and design



STOCK LOCATIONS: Berne, IN • Morgan City, LA • Leland, NC • Cocoa, FL • Coeymans, NY • St. Louis, MO • Plain, WI  
Houston, TX • Rio Vista, CA

# Reef Industries

For more than 65 years, Reef Industries has been manufacturing and fabricating reinforced film laminates and composites.

Reef Industries specializes in custom plastic laminates that safeguard and prolong the service life of customers' investments. Products range from covers that protect equipment during outdoor storage to underground marking tape that ensures buried utilities are protected from accidental dig-ins. Reef Industries provides customers with dependable and proven high-quality materials for long-term performance.

Each year, countless building owners suffer the problems associated with material and systems failures due to moisture. Reef Industries' Griffolyn® vapor barriers and vapor retarders can prevent water vapor from causing poor insulation performance,



structural damage, and other moisture-related problems. Also, our Transguard® concrete slab floor protection sheets temporarily protect slabs from latent damage during construction and remediation projects. Damage to newly poured concrete or decorative colored floors caused by construction traffic can be extremely costly. The Griffolyn® polyethylene vapor retarder system and Transguard®

slab floor protection offers the complete building solution. ■

## YOUR COMPLETE BUILDING SOLUTION

For more information, visit  
[reefindustries.com](http://reefindustries.com).

# BUILDING ON TRUST.

### GRIFFOLYN®

#### VAPOR PROTECTION SYSTEMS

CONTROL MOISTURE  
IN THE BUILDING ENVELOPE

ROOF

CRAWL SPACE

WALL

UNDER SLAB

### TRANSGUARD®

#### CONCRETE CURING COVERS

INDOOR / OUTDOOR USE  
HIGH TEAR RESISTANT  
REUSABLE

[ stock available for  
immediate shipping ]

[reefindustries.com](http://reefindustries.com)  
800.231.6074

# Salem Hydraulics

Salem Hydraulics has been serving the Hydraulic and Pneumatic, Mobile Construction, and Industrial Industries since 1978. Located within the Beautiful Shenandoah Valley in Salem Virginia, Salem Hydraulics has well over 100+ years combined experience and specializes in the

sales, remanufacturing, and repair of many hydraulic Components such as Hydraulic Attachments, (Hammers, Breakers, Crushers, Sheers, Grapples, Compactors, etc.) Hydraulic Pumps & Motors, Hydraulic Valves, and Hydraulic & Pneumatic Cylinders for all major brands of equipment.

Whether you need a piston pump in North America, or a custom design & built power unit system half way around the world, we are ready to serve you. We pride ourselves in supplying the highest quality ... Attachments, Components, Parts, Service, and Systems available. All at competitive pricing. We hope to have the opportunity to serve you soon!

Please feel free to contact us at any time via phone, fax, or email as we look forward to hearing from you. Our staff is eagerly awaiting your call or email with readiness to assist you. ■

Phone: 540.387.1318 or 800.727.7938.

Fax: 540.389.4478.

Email: [sales@salemhydraulics.com](mailto:sales@salemhydraulics.com).

For more information, visit

[www.salemhydraulics.com](http://www.salemhydraulics.com).

AT SALEM HYDRAULICS, WE TAKE PRIDE  
IN BEING A WORLD LEADING SUPPLIER  
OF VERY HIGH QUALITY COMPONENTS,  
REPAIRS AS WELL AS SPARE PARTS  
TO KEEP YOUR PROJECTS AND  
COMPANIES RUNNING SMOOTHLY.

## Salem Hydraulics Company

**REPAIRS ♦ SALES ♦ PARTS**

**SPECIALIZING IN  
New, Used, &  
Remanufactured  
Hydraulic  
Attachments**

**YOU NEED  
IT, WE  
SUPPLY IT!**

**REMAN**

**Allied • Atlas Copco • BTI • Chicago Pneumatics • Huskie • Indeco • Kent • Furukawa  
NPK • Okada • Rammer • Soosan • Stanley • Toku • Tramac Montabert • T&H-Technology**

**Email: [sales@salemhydraulics.com](mailto:sales@salemhydraulics.com)**

**Toll Free: 800.727.7938 • 540.387.1318 • 540.389.4478 fax • [www.salemhydraulics.com](http://www.salemhydraulics.com)**



# Studson

The Studson SHK-1 is the first-of-a-kind Type II safety helmet designed to prevent traumatic brain injuries (TBIs) on construction and industrial sites, featuring embedded technologies to absorb impacts from fall-related injuries. In the U.S. construction industry, 68% of TBIs are caused by work-related falls, but traditional hard hat systems are only designed to protect against falling objects. To fill that gap, Studson launched the SHK-1 which is compliant with ANSI Z89.1 Type I and Type II safety standards, meaning the helmet is designed to reduce the force of impacts that occur on the front, back, sides, and top of the head.

Studson's SHK-1 helmet is a step up from the traditional hard hat features a unique combination of cutting-edge head protection components that is a first in the industrial safety helmet market.

- **Koroyd® welded tubes:** Crumple instantly on impact to absorb maximum force to protect your skull and brain from direct and angled impacts which may reduce the risk of suffering a life-changing injury or life-threatening injury.
- **twICEme®:** Should an incident occur, the helmet includes an integrated chip based on NFC technology that stores emergency contacts and critical medical information to allow first responders to access vital data when seconds matter.
- **Brainshield® by Shield-X®:** Replaceable helmet pad system to significantly reduce the sharp twisting and compression of the brain during angled or oblique impacts—the primary cause of concussions. Plus, this makes it more comfortable to wear for long periods of time.
- **Modular rear brim:** Our helmet comes with a slight rear brim designed for rain deflection.
- **4-point chin strap system:** Fidlock® magnetic buckle enclosure with adjustable nylon 4-point strap, commonly found in action sports helmets, allowing for maximum adjustability and easy one-handed use with gloves.
- **Sleek Design:** An innovative-looking helmet while blending elements from the traditional hard hat heritage.
- Add-on accessories available to attach to the SHK-1 helmet ([studson.com/collections/accessories](https://studson.com/collections/accessories)). ■

[studson.com](https://studson.com)



## INNOVATIVE TECHNOLOGY. LIFE-SAVING RESULTS.

Studson safety helmets are embedded with a trio of innovative technologies. Koroyd™, twICEme and Shield-X™ all work together to create the safest helmet on any jobsite. And our helmets save more than lives. Studson helps in reducing onsite injuries, which reduces onsite injuries costs, which in turn reduces insurance costs.

Learn more at [STUDSON.COM](https://studson.com)



# XL Specialized Trailers

**X**L Specialized Trailers, introduces the XL Guardian 110 HDG trailer, a standardized construction trailer that is readily available at dealer locations. Each aspect of this low-profile, hydraulic detachable gooseneck lowboy was designed with the user in mind, and it's made to simplify the process of hauling construction equipment.

## BUILT FOR LONGEVITY

Built to last, users can be confident in the Guardian's longevity as they haul load after load. The Guardian trailer is 53 ft long and has a capacity rating of 110,000 lbs in 12 ft concentrated.

The low-profile gooseneck design provides weight savings and versatility, allowing scrapers to load over the top. It features a relief cutout, giving truck fenders plenty of clearance, and

two removable kingpin settings which add flexibility across various truck setups. On the neck, a rotating work light illuminates the area for added safety and visibility when loading.

The gooseneck uses hydraulics to detach for loading and unloading efficiently—and easily reconnects after. The main bed offers a 22-inch loaded deck height. Operators can adjust the height of the deck for diverse loads with a 5-position variable ride height in the neck and manual ride height in the rear.

## BUILT TO LAST

The trailer's 26-ft-long, 8-ft-6-inch-wide main deck is constructed with a fully welded I-beam design, using 100K flanges and 80K webs, as well as upper-flange reinforcement. Heavy-duty swing-out outriggers add 12 inches of deck width on each side for flexibility in the

size of loads. The outriggers swing to the middle of the deck, making a strong double-outrigger point in the center of the deck, where it is needed most. A heavy-duty front pull-out outrigger eliminates the need to stow and carry loose outriggers.

In the rear of the main deck, the recessed cross-members make a bucket well. Combined with the open boom trough design in the wheel area, this design provides a solution for transporting excavators low and safe. With D-rings placed throughout the rear of the deck, securement is easier and more efficient than ever.

This trailer offers great versatility with its range of axle options. The Guardian is a 3-axle trailer that can be run by itself or with an added flip axle, a spreader bar and flip, a single-axle power booster or a hydraulic flip axle. ■



**THE GUARDIAN  
110 HDG**

**XL 110 HDG**

**XL GUARDIAN**

**AVAILABLE NOW! FIND OUT MORE:  
WWW.XLSPECIALIZEDTRAILER.COM**

**XL SPECIALIZED  
TRAILERS**

# CRSI


Become a member of one of the Nation's oldest trade associations and benefit from nearly 100 years of technical expertise! CRSI members have priority access to our team of experienced engineering professionals. CRSI's Region Managers' purpose is to promote the use of reinforced concrete and be a resource for our members.

**Industry and Associate members can participate in CRSI's technical committees.** We are an ANSI-accredited Standards Developer that produces documents impacting your business. As a member of CRSI, you can help to develop industry standards, publications, and provide input on industry and association issues.

**Network with current and potential customers.** CRSI's conferences, seminars, educational programs, and social events provide opportunities to build meaningful relationships nationally and locally.

**And, of course, there are Member discounts!** CRSI members receive discounts on all CRSI field publications, design guides, and more. All members can receive discounted custom quotes on multi-license options (over 3 users) for digital versions of CRSI flagship publications. ■

For additional information on joining the Institute, visit [www.crsi.org](http://www.crsi.org) or call 847.517.1200.




Get the FREE Rebar Reference App

## Your Go-To Resources in the Field

Reinforcing Bars: Anchorages and Splices  
Manual of Standard Practice • Placing Reinforcing Bars  
Field Inspection of Reinforcing Bars  
FREE Rebar Reference Mobile App

Membership in CRSI receives substantial savings off the regular non-member price!

Join today and get publications savings and more member benefits.

CRSI Concrete Reinforcing Steel Institute [www.crsi.org](http://www.crsi.org) 

# HitchDoc

The **Dual Dozer** from HitchDoc is designed to keep your costs down by saving you time and money. High capacity front and rear boxes combined with rear mounted wheels allow operators to grab more material from the pile and spread it more efficiently. Because the blade sits in front of the wheels, you can move material closer to edges and prevent false corrections. Level the material to finish grade as normal and then make a final pass in reverse to leave a smooth finish with no wheel tracks.

The **Dual Dozer** works with all industry-leading machine controls at the highest levels, including laser receivers, slope and sonic tracers, GPS, and 3D mapping. For skid steer applications, hydraulic connections use standard quick couplers. In-cab monitors and fingertip controls allow easy operation. Choose the 3 point attachment option for applications where a tractor is more appropriate.

HitchDoc works with a trusted dealer network to provide the highest level of customer service. ■

**Make the grade with a Dual Dozer from HitchDoc.**

For more information on the Dual Dozer or to become a trusted dealer, visit [www.hitchdoc.com/dual-dozer.php](http://www.hitchdoc.com/dual-dozer.php).

## HITCHDOC

FAMILY OWNED. MIDWEST BASED. AMERICAN STEEL.



**DUAL DOZER**  
Laser Controlled



**COMPACT GRADING SYSTEM**

**DUAL DOZER GIVES YOU MORE!**

More Cutting Edges  
More Savings  
More User-Friendly  
More Rugged

More Efficiency  
More Technology  
More Options  
More Steel

With a dual-sided cutting edge and casters behind the blade, the Dual Dozer grades in both directions and easily maneuvers around pillars, corners, and other objects.

**GET MORE WITH A DUAL DOZER!**

 [www.HitchDoc.com](http://www.HitchDoc.com)  
Sales@HitchDoc.com | (800) 446-8222

## Lind Equipment

Lind Equipment is a well-established and trusted manufacturer of portable LED lighting, hazardous location and industrial work lighting, portable power, static grounding, and GFCI products. The company has been providing its products to industrial and hazardous locations for more than 70 years, earning a reputation for high-quality and reliable products.

Lind Equipment's products are designed to meet the unique challenges of some of the toughest jobsites in the world, including construction sites, oil refineries, mining companies, and the general industry. The company's expertise and robust design make it the supplier of choice for various militaries and industries around the world.

Lind's extensive line of portable electrical products includes everything from LED lights and floodlights to static grounding reels and GFCI outlets. The company's products are known for their durability, performance, and safety features, making them ideal for use in hazardous locations.

Lind Equipment's commitment to customer service and innovation has helped the company maintain its position as a leader in the industry. Customers can easily view and purchase products through Lind's website at [www.lindequipment.net](http://www.lindequipment.net). With its extensive range of high-quality products, Lind Equipment is well-equipped to meet the needs of customers in a variety of industries. ■

**LIND EQUIPMENT**  
WORK CONFIDENTLY

**OnSite Power Distribution Box**  
Serviceability and durability designed for rental houses

**All-In-One Beacon LED Tower**  
Generator Tower, Diffused Balloon Light Tower & Electric Tower in one asset

Complete solutions for temporary lighting and Power Distribution

[LindEquipment.net](http://LindEquipment.net) [info@lindequipment.net](mailto:info@lindequipment.net)

## Rockwheel Americas

Rockwheel Americas will help you win the rock game with **Rockwheel** rock & concrete grinders, **Rockcrusher** and **Rockscreener** attachments for material reduction and sorting. We stock and support the most innovative attachments for rock removal, material crushing, reduction, and screening.

For more than 50 years, Alpine, Rockwheel America's original name, has been a trusted supplier of equipment for the construction, underground, and environmental sectors. We are specialists in hydraulic drum cutter attachments with our premier Rockwheel product line, allowing for rapid and precise removal of rock and concrete, while filling the niche between bucket excavation and heavy hammers. These robust tools are extremely versatile and are used in trenching, demolition, tunneling, mining, rock or concrete profiling, and for quarry production work. Nothing cuts rock or concrete with the **precision** of a Rockwheel. They are also suitable for underwater use.

Rockwheel Americas/Alpine's experienced team will always strive to identify the optimum solution for your project, and is always available for technical support, service, and parts. All attachments are **available on a rental basis with purchase option**. ■

Reach out to us at 814.466.7134 or at  
[info@rockwheelamericas.com](mailto:info@rockwheelamericas.com).  
[www.rockwheelamericas.com](http://www.rockwheelamericas.com)

**ROCKWHEEL**

**Rock & Concrete Grinding Attachments**  
Rental & Purchase  
[RockwheelAmericas.com](http://RockwheelAmericas.com)