

PRODUCTS AND SERVICES GUIDE



The Caldwell Group, Inc.

Dura-Mod Modular Spreader Beams

The Caldwell Group, Inc. launched the Dura-Mod Modular Spreader Beam, a versatile, lightweight alternative to fixed and multiple point below-the-hook solutions up to 170-ton capacity.

NEW RIGGING CONCEPT

Dura-Mod, which will be sold solely through the manufacturer's global distributor network, is suited to a multitude of markets including oil and gas, heavy engineering, and crane and equipment rental. It is a new rigging concept for Caldwell, and complements the existing family of fixed beams, adjustable beams, beam end fittings, and "build your own" spreaders.

Dura-Mod was first unveiled at the Associated Wire Rope Fabricators (AWRF) Product Information Exhibition (PIE) in Cleveland, Ohio, last spring, but based on the response from dealers and

end users alike, additional capacities have been added to the range and plans are already afoot to raise the capacity to 250 tons—and beyond.

Malcolm Peacock, business development specialist at Caldwell, says: "Each system will consist of a pair of end fittings and drop links, and two upper and lower shackles to make the shortest possible configuration. From there it is a simple case of combining intermediate spreader sections to achieve the required span. The single longest component is only 20 ft."

"If a square or rectangular spreader frame is required you simply need to remove the end fittings and add corner sections—the struts are the same," added the adjustable spreader beam expert, who joined the company last year. "We provide a full assembly procedure on our data sheets along with details of fasteners and torque values."


INVENTORY READY TO SHIP

Caldwell is keeping a large inventory of stock to be able to react to customers' needs. It also communicates with various potential stock holding distributors to enable them to supply to their clients on a quick-ship basis. Peacock acknowledges that the long-term goal is to have complete U.S. coverage of Dura-Mod stock.

Darrin Noe, director of sales at Caldwell, says: "Upon the concept's launch, we received an overwhelming response and everyone we met was excited about having access to the product. We have since been working hard to get it finalized and ready for the U.S. market, in particular, and we were ready to stage the full launch at the end of January [2020]. The versatility of the range enables distributors and Caldwell to hold substantial product and provide a certified spreader from stock. Therefore, both versatility and stocking capabilities work hand in hand."

All Dura-Mod spreaders utilize standard shackles that are available from all major manufacturers. Caldwell specifies top sling lengths, while the load determines lower rigging. As Peacock suggests, box beams and spreader frames can be used for four-point lifts where there may be headroom restrictions. Similar to regular modular spreaders, these frames are easily stored and transported, and can be broken down and reassembled for multiple lifting applications. ■

All Dura-Mod spreaders conform to ASME B30.20 and BTH-1 Design Category B, Class 0.





Dura-Mod

Modular Spreader Beam



In an effort to add to our large range of below-the-hook lifting devices, Caldwell is proud to introduce the Dura-Mod Modular Spreader Beam. Our new product will come in a variety of sizes that allow the user to configure a spreader beam suitable for different projects and applications depending on the desired capacity and spread.

- ❑ Lightweight in comparison to fixed/multiple point beams.
- ❑ Easy to transport & store; single longest component is only 20'!
- ❑ Two end units, drop links, and spreader sections make it fully customizable.
- ❑ Distributors are able to keep them stocked, offering customers quick ship access to certified spreaders.
- ❑ World-renowned Caldwell brand name on a modular spreader system.
- ❑ Components can be added and bought separately; take what you need now, add later!
- ❑ Dura-Mod can be used with corner fittings to create box and rectangular configurations
- ❑ All of the Dura-Mod spreaders conform to ASME B30.20, BTH-1, DESIGN CATEGORY B, CLASS 0.



**Malcolm Peacock,
Dura-Mod Expert**

For additional Dura-Mod information, email Malcolm at:
mpeacock@caldwellinc.com
or scan the QR code below!



Gas Clip Technologies

Portable Four-Gas Detectors with Infrared Technology

Continued development and refinement of advanced low-power LED photometric infrared technology for LEL detection of hydrocarbon gases has made gas detection safer, simpler, and more reliable than ever before. In recent years, new high-performance/low-maintenance portable multi-gas detectors featuring infrared technology have been utilized in a variety of confined space site applications to keep workers safe. Even in the most extreme conditions, they have proven reliable to immediately warn workers of the presence of deadly gases such as hydrogen sulfide (H₂S), carbon monoxide (CO), combustible gases (LEL), as well as a lack of oxygen in the air.

TECH YOU CAN TRUST

Utilization of infrared technology in gas detection is not something new. It has proven to be a reliable method of detecting multiple gases in fixed gas detection applications for many years. Advancement of low-power LED photometric infrared technology has allowed multi-gas detectors to become lightweight and wearable providing a constant personal warning system with no downtime.

TECH ADVANCEMENT BENEFITS

Further advancements in LED photometric infrared technology have led to the development of multi-gas detectors that can run up to 3 years continuously with no charging and no calibration necessary. Two multi-gas detectors on the market today feature this advanced sensor technology, the 2-year Multi Gas Clip Simple and the

3-year Multi Gas Clip Simple Plus by Gas Clip Technologies. They can operate, much like single gas detectors can, with minimal maintenance.

How can these multi-gas detectors perform this well for this long even under the harshest of conditions?



Advanced low-power LED photometric infrared LEL sensor technology has an extremely low drain on the detector's battery enabling it to last and last. This eliminates the risk of a power-down in the middle of a job and helps keep workers safe around the clock. With this advanced technology, the time-consuming and resource-absorbing task of performing continual calibrations is eliminated. Detectors engineered with this technology don't require constant calibration because they don't suffer

from reduction in sensitivity after repeated exposure to gas or sensor inhibitors. This makes gas detection simple in situations where detectors cannot be easily calibrated, and resources are diminished.

ACCURACY AND DURABILITY

There are other benefits that contribute to the safety features of portable gas detectors equipped with this type of technology besides having a detector that is always charged up and doesn't require continual calibrations. Low-power LED photometric infrared LEL sensors do not depend on oxygen to detect gas so they can always detect gas accurately in oxygen-deficient or oxygen-enriched environments. These sensors are extremely durable and dependable because they contain no fragile filament or bead to break or burst. If the sensor becomes inoperable during use, the detector will notify you immediately, or "fail to safe." You can focus on the job at hand having confidence that your gas detector is always operable and will alert you when there is gas exposure danger. ■

Multi Gas Clip Simple and Multi Gas Clip Simple Plus are sold through safety equipment distributorships worldwide.

For more information, call 972.775.7577 or toll free 877.525.0808, or visit www.gascliptech.com.



Portable gas detectors you can count on

MGC Simple & Simple Plus multi gas detectors that you never have to charge

Our Family of Products



2 year
multigas

MGC Simple

3 year
multigas

MGC Simple Plus

Detects combustible gases (LEL),
hydrogen sulfide (H_2S), carbon monoxide (CO)
and oxygen (O_2)

- ◆ Two/three year run time with no charging
- ◆ Calibration not necessary
- ◆ Detect in oxygen deficient or oxygen enriched environments
- ◆ LEL sensor is immune to sensor poisoning
- ◆ Fails to safe
- ◆ Simple, one button operation
- ◆ Logs data at one second intervals whenever gas is detected, records bump tests & events
- ◆ 100% Quality control tested
- ◆ Full two/three year warranty



Multi Gas Clip

The portable multi gas detector that can run continuously for two months on one charge due to advanced infrared sensor technology. Detects combustible gases (LEL), H_2S , CO and O_2 .

Multi Gas Clip Pump

Compact, light-weight, handheld/wearable multi gas detector with internal pump draws from 75 ft. & runs for an average of 52 hours on a single charge. Detects combustible gases (LEL), H_2S , CO and O_2 .



Single Gas Clip

Eliminate downtime with our ultra-reliable portable gas detector. Detects H_2S , CO or O_2 .



Single Gas Clip Plus

Hibernate mode offers extended life option when detector is not in use. Detects H_2S or CO.

Compatible Docking Stations



All-in-one, portable, durable four-bay dock stations quickly bump test, calibrate & log data for up to four detectors at once with the push of a button and one stream of gas saving time and money. Charge once every six months. Perform 2000+ bump tests with one 116L gas cylinder.



**Single Gas Clip Dock, Multi Gas Clip Dock,
MGC Pump Clip Dock & MGC Simple Clip Dock**

Call or visit our website for simple cost-effective solutions to your gas detection needs

Gas Clip Technologies • +1.972.775.7577 • gascliptech.com

Hoover Treated Wood Products, Inc.

Understanding Your Risk

Once a product proves successful in the marketplace, the imitators soon follow. Some appear to be “just as good” but can degrade over time. Some lack the inherent performance of the product being imitated. In either case, pay now or pay a lot more later.

For more than 100 years, the wood preserving industry has pressure-impregnated wood with fire retardants to enhance fire performance. Pressure-impregnated, fire-retardant-treated wood (FRTW) does not support combustion and inhibits significant glowing after the fire-source flames are removed. The fire-retardant treatment also limits flame spread across the surface of the treated materials.

FRTW can be used in lieu of steel and concrete in noncombustible types of construction. When properly installed, pressure-impregnated FRTW never needs additional inspection or service and is free of ongoing maintenance costs. FRTW does not require water or electricity to provide the passive protection to the wood. It always provides safety, even during utility interruptions.

CODE MATTERS

Architects and builders across the United States have discovered the value and

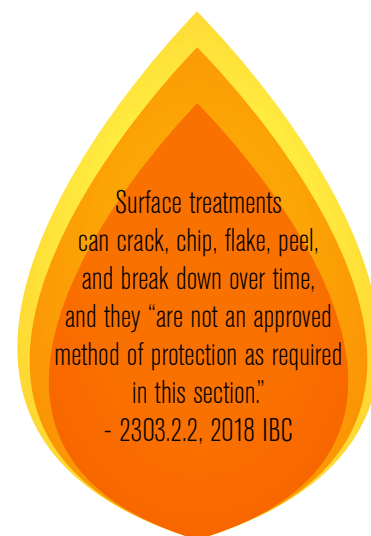
performance of buildings using FRTW. The International Building Code (IBC) allows residential buildings using FRTW to be constructed up to 5 stories and 85 feet in height. The added height over conventional wood construction is attributed to the additional safety that FRTW provides.

The IBC was recently clarified to prohibit “the use of paints, coating, stains, or other surface treatments” as a means for impregnating wood products with chemicals. This added criterion ensures the long-term performance of the treated wood materials, allowing only extremely durable and predictable treatment methods, such as pressure impregnation, to be employed.

Some products are still being manufactured using surface treatment processes. These products may still be used as interior wall and ceiling finish where the code still permits their use. However, these surface-treated products are not recognized as FRTW and cannot be used in lieu of steel and concrete in noncombustible types of construction.

KNOW BEFORE YOU SPECIFY

Products that fail to correctly meet the code’s intended life-safety function can have tragic consequences. Designers and



specifiers should understand the recent changes in the building code related to FRTW and other critical building products. Nonspecific or incomplete specifications may open the jobsite to procurement and installation latitude. Clear specifications that include specific material standards are essential to ensure that the correct product is used.

When specifying FRTW for a project, avoid unintentionally compromising the product’s fire performance. Be sure to include the revised testing and performance criteria provided at 2018 IBC, Section 2303.2, in the body of the specifications. Always insist that the product is listed and labeled by a trusted and reliable third-party listing agency. Research and verify that contractor product substitutions comply with code requirements and project specifications; always review their code report or technical documentation. ■

Your professional reputation is your most valuable asset. Protect your project from the imitators, and ensure the fire safety intended by the IBC.



Surfaces can erode, chip, flake, and break down over time. Be sure to use fire-retardant-treated-wood that meets code requirements for project specifications.

Fire-retardant-treated wood and fire-retardant coatings are like:



Fire-Retardant-Treated Wood



Fire-Retardant Coatings

It's a simple choice.

Why settle for the peel when you can have the real deal?

Building codes don't recognize coatings as fire-retardant-treated wood. **Why would you?**

Choose Wisely. Choose Hoover.



ftrtw.com | 1-800-531-5558 | sales@ftrtw.com

Isuzu Commercial Truck of America, Inc.

Tradesmen. Truck Men. The I-Can-Do-Anything Men.

Tradesmen are truck men by nature. They value the benefits of driving a machine purposely built for the hard work that's beyond the desk. While cargo vans are an inexpensive option, they simply are not built to the standards of your average truck. Conventional cab trucks with their long noses, poor turning radius, and limited capacity, lack maneuverability and capacity in a compact package.

A vehicle that is growing in popularity among these tradesmen (for all the right reasons) is the Isuzu N-Series truck. Its low cab forward design has been in the states since 1984 and quickly became known as one of the best work trucks on the road. Two big reasons are its value and low cost of ownership. Known for their great residual values, Isuzu trucks are easy to finance and easy to sell when replaced. Their low cost of ownership is attributed to their reliability, efficiency, and ease to repair. Isuzu Genuine, FleetValue parts, and a Priority Service

Maintenance Program lower the cost of ownership—not to mention every Isuzu truck comes with 2 years (60,000 miles) of complimentary oil changes, keeping bills off the books while giving you more uptime with less hassle during the downtime.

SURPRISING FEATURES. REMARKABLE PERFORMANCE.

Isuzu is known for great diesel engines. Isuzu also offers a durable and powerful gas powertrain that is the favorite of most tradesmen. Once you start this engine and ease into the throttle, you can quickly feel the 6.0-liter V8 gasoline engine come to life. The brawny 297 hp and 372 lb-ft of torque gives you plenty of acceleration and passing power to easily merge onto bustling freeways. Better yet, the gasoline powertrain is among the most efficient in the Class 3 and 4 segments. As you drive, you quickly notice that handling is outstanding. It easily maneuvers at highway speeds

and, most importantly, you can carve around those sharp turns in low speed environments. No work truck compares with the driving and ownership experience that Isuzu offers.

CUSTOMIZED FOR ORGANIZATION

Professional tradesmen also value their time, and keeping tools and materials organized enables these tradesmen to use their time efficiently. To meet these needs, in combination with Knapheide—the leader in the service body industry—Isuzu dealers now offer open and enclosed service bodies. Both have large exterior cabinets that allow quick and easy access to tools and materials. They have built-in master locks, or you can opt for the electronic locks linked to a key fob. The open service body is available with a rack for carrying long items, and the enclosed service body has pocket doors for easily load/unload lengthier materials. The capacity, security, and organization that these bodies offer is unbeatable.

Another valuable trait is its professional appearance. The Isuzu truck is a work truck which makes a statement when you arrive at any jobsite. It means business and shows your operations are professional in every aspect from your trade to your transportation. Adding your logos and contact information to the body and cab also creates value in making your vehicle a mobile billboard visible to those in need of your services.■

**When thinking about your
next work truck, give the
Isuzu N-Series some
serious consideration.
You won't be disappointed!**



ISUZU
TRUCK

APRIL SHOWERS BRING MAY FLOWERS

APR RATES AS LOW AS

1.49%

ON ALL NEW ISUZU
N-SERIES TRUCKS

See your local Isuzu Dealer for Further Details

Make Sure Your Truck is Spring Ready

With Spring right around the corner, now is the time to bring your Isuzu truck into your local Isuzu dealership for maintenance due to the harsh winter. Isuzu service technicians are experienced and can inspect your Isuzu truck and recommend any needed services to ensure your Isuzu truck is operating in tip-top shape. See your local Isuzu dealer for further details.

WWW.ISUZUCV.COM

Vehicles shown with optional equipment; some equipment is dealer installed. Vehicles are assembled from component parts manufactured by Isuzu Motors Limited and by independent suppliers who manufacture such components to Isuzu's exacting standards for quality, performance and safety. The 1.49% APR finance offer expires 06/30/2020 and is only available through Isuzu Finance of America, Inc. Finance terms are limited. Participating dealers only. Credit approval required. Please see your authorized Isuzu dealer for qualifying information. Truck bodies represented herein are products of the Margan Corporation, Supreme Corporation and Thermo King. © 2020 ISUZU COMMERCIAL TRUCK OF AMERICA, INC.

LIGCHINE

Laser-guided Screeds

Ligchine is a global leader in innovative laser-guided and 3D GPS/LPS-guided concrete screeds. Since its founding in 2007, the company has rapidly expanded its position in the market and offers a full line of automated concrete screeding machines that service flatwork companies from small owner-operated companies to large global concrete contractors. The company's headquarters, engineering, and manufacturing are located in the United States, and besides a direct sales force in the U.S., the company has an extensive network of international dealers and partners to serve customers anywhere in the world.

WHAT WE DO

Ligchine designs and manufactures reliable and cost-effective concrete leveling machines known as "laser-guided screeds." We are also a leader in innovative, lightweight drive-in systems for upper deck concrete and slab-on-grade screeding applications. Our screeds are production machines specifically developed for commercial flatwork and can dramatically reduce dependence on labor, which is often in short supply, while yielding a higher-quality end product.

SPIDERSCREED



OUR EQUIPMENT

In 2019, Ligchine introduced the **SPIDERSCREED™** Series—a compact, lightweight, and maneuverable drive-in system designed for upper deck concrete and slab-on-grade screeding applications.

SCREEDSAVER II



The drive-in **SPIDERSCREED™** machine was designed to be lightweight and powerful, featuring a 100-percent TIG welded tubular aluminum cage design that keeps overall weight down to approximately 1,280 lbs. Its patent-pending Versa-Drive system, independent zero-turn drive, up to 90° horizontal drive, and lateral drive make it a unique drive-in screed. The **SPIDERSCREED** features Ligchine's patented machine leveling system to ensure flatter floors and greater compaction than simple screed head only leveling systems.

The **SCREEDSAVER II™** machine was introduced by Ligchine in 2008 as the world's most competitively priced boom-operated screed ever offered to the industry. **SCREEDSAVER II** includes a zero-turn drive system making it the perfect companion for cut-up jobsites and spaces that no other boom screed would attempt to complete. The wireless remote-controlled **SCREEDSAVER II** achieves world class FF/FL numbers that only a stationary boom operated screed can reliably produce.

Ligchine developed the "large line" sized boom screed (200 sq. ft. of

SCREEDSAVER MAX 200



coverage) in 2012. The **SCREEDSAVER MAX 200** is the workhorse of the Ligchine fleet. **ScreedSaver MAX 200** integrates the technologies of the standard **ScreedSaver II** with the added

SCREEDSAVER BOSS 240



features of front wheel drive and rear wheel steering, a 90° manual pivoting drive frame, and Kubota's 25 hp D902 Diesel motor. Like all Ligchine screeds, the **MAX 200** is a wireless remote-controlled screed.

Ligchine redefined the mega-size screed machine in 2016 when it introduced the feature loaded **SCREEDSAVER BOSS 240** machine. The **BOSS 240** is Ligchine's largest boom operated screed and features a zero-turn drive system. Additional features include: hydraulic parallel side shifting for stickup avoidance, our patent-pending zero turn-drive system that allows BOTH the upper boom frame AND the lower drive frame to independently spin 360°. We integrate our automated concrete additive spray bar system into the screed head.

SCREEDSAVER PRO 220



The **SCREEDSAVER PRO 220**, introduced in 2017, offers the best of all worlds. The **PRO 220** combines the accuracy and durability of our standard **MAX 200** with design features included on our top-of-the line **BOSS 240** mega screed. Unique to the **PRO 220** is the inclusion of our patent-pending zero-turn drive system that allows BOTH the upper boom frame AND the lower drive frame to independently spin 360°. It also features our automated concrete additive spray bar system integrated into the screed head. ■

Looking To Improve Your Profitability?

Ligchine™ offers a full line of high performance laser-guided boom screeds and a new, award-winning, drive-in screed.

SCREEDSAVER SERIES



Ligchine's boom screeds are specifically designed for commercial flatwork and dramatically reduce dependence on labor, while yielding a higher-quality end product.



SPIDERSCREED



Ligchine's SPIDERSCREED™ Series is a compact, lightweight and maneuverable drive-in system designed for upper deck and slab-on-grade screeding applications.



**Contact Us Today To Schedule
A Live Demonstration!**

www.Ligchine.com

(812)903-4500

Sales@Ligchine.com

To receive our monthly e-newsletter please
visit www.ligchine.com/subscribe

LIGCHINE
BEYOND LEVEL

Sullair

Portable Air Compressors: A Full Fleet for Every Need

From “small” air to “big” air, the Sullair portable air compressor fleet is ready to tackle applications in nearly every segment. From construction to landscaping and oil and gas to industrial, the Sullair portable air compressor lineup offers a range of engine options, pressures and flows from 185 to 1600 cfm and 100 to 500 psi.

SMALL AIR

The Sullair 185 is the workhorse of our elite mobile fleet, producing 185 cfm at 100 psi. Fully optimized and ready to hit the road, the 185 Series features a heavy-duty design and is easy to service and maintain. The 185 Series is available with multiple engine options, including Caterpillar, Perkins, and Kubota. The 185 is ideal for low pressure applications, such as demolition, clay and trench digging, sprinkler blowout, general building and road construction, demolition, and other general construction use.

MEDIUM AIR

The Sullair 375 Series includes the 375H, 400HH, and 425H models—all designed

to get the job done. The 375 Series provides 100, 150, and 200 psi options with dual-pressure capabilities at the turn of a switch. Sullair also offers multiple engine options in the mid-range, including Caterpillar and Perkins. The compressors include a compact design for easy towing and maneuvering and extended runtime of up to 10 hours at full load. After cooled and filtered options are also available. The Sullair 375 Series is ideal for both high- and low-pressure applications. Suitable applications can include fiber optics, well drilling, abrasive blasting, pipeline/utility/communications line work, general construction, or even plant backup air.

BIG AIR

For jobs requiring high volume air power, Sullair has you covered with multiple options from 600 to 1600 cfm and 100 to 500 psi. Of note are the 1600H and the 900XHH/1150XH portable air compressors, both powered by the Sullair 25 Series air ends. These compressors provide versatile operation delivering a wide range of pressure and

air flow options for your most extreme demands. Sullair offers both electric and diesel-driven options in this range, powered by Caterpillar, Cummins and Perkins engines. Big air compressors are perfect for blasting, painting, drilling, industrial, pipeline and plant backup air.

RELIABILITY, DURABILITY, AND PERFORMANCE SINCE 1965

Founded in Michigan City, Indiana, in 1965, Sullair has manufactured air compressors for 55 years. Today, we continue to serve customers in nearly every corner of the globe through our extensive global distributor network. Since our founding, we’ve manufactured our compressors with three pillars in mind: reliability, durability, and performance. It’s a promise we keep with every machine we make. Sullair portable air compressors are in it for the long haul, and proof can be found on jobsites around the world. ■

Explore www.sullair.com to learn more about the full line of Sullair portable air compressors.





UNLEASH THE FULL POTENTIAL OF RELIABILITY, DURABILITY AND PERFORMANCE

Sullair offers a full arsenal of elite compressors — from the workhorse 185 to the versatile 375 family and big air 1600H — helping you satisfy more customer demand.

EXPLORE THE SULLAIR COMPRESSOR FLEET AT [SULLAIR.COM](https://www.sullair.com)



A Hitachi Group Company

Takeuchi

TB250-2 Hydraulic Excavator

The TB250-2 provides Takeuchi with a true 5-ton excavator offering that is well suited for a wide range of applications including landscape, general contracting, and rental.

TB250-2 specs include:

- Operating weight of 10,957 lbs (canopy) or 11,288 lbs (cab)
- Bucket breakout force of 10,430 lbs
- Dig depth of 12 ft 4.8 inches
- U.S. EPA Final Tier IV engine rated at 39 hp and 106.9 ft-lb of torque. The engine uses a DOC and DPF exhaust after-treatment system
- Auxiliary hydraulics are plumbed to mid-arm, providing up to 24.2 gpm

FEATURES THAT DELIVER

Takeuchi Fleet Management (TFM) telematics system comes standard for 2 years on the unit. This allows the owner to view machine vitals, location, utilization, performance, and maintenance data remotely, and can be instrumental in ensuring machine uptime and availability.

The machine also features a four-pump hydraulic system, providing multifunction capability and precision pilot joystick controls that deliver smooth, metered performance.

"Equipment operators have come to expect comfort and multifunction performance from compact equipment in today's industry. The four-pump hydraulic system on the TB250-2 is engineered to increase productivity by providing faster cycle times and higher breakout forces," says Keith Kramlich, national product and training manager for Takeuchi. "The TB250-2 is also equipped with a proportional primary auxiliary circuit capable of up to 24 gpm. This makes it an industry leader in auxiliary

performance in this class of machine. With comfort and convenience in mind, Takeuchi's design allows the operator to adjust the auxiliary flow from the operator's seat using the display. The operator can also program and save presets for individual attachment's flow requirements, which make the TB250-2 ideal for quick change applications."

COMFORTABLE CABIN

Not only will the operator be more productive with this machine, but also

adjustments for height, weight, fore and aft positions, and tilt for greater comfort and customization. Dozer blade with float function is standard equipment. Angle blades are available as a factory option.

EASE OF SERVICE

Serviceability of the TB250-2 is easy to perform due to the large hoods, which open overhead providing access to key daily inspection points, pattern change valve, selector valve, control valve,

"Equipment operators have come to expect comfort and multifunction performance from compact equipment in today's industry. The four-pump hydraulic system on the TB250-2 is engineered to increase productivity by providing faster cycle times and higher breakout forces."

~KEITH KRAMLICH

more comfortable in the spacious cabin. The automotive-styled interior is equipped with a high capacity HVAC system for comfort throughout the year, as well as a Bluetooth AM/FM radio with MP3 auxiliary port, 12-volt outlet, cupholder, and easy-to-use rocker switches provide control of a wide range of functions.

Easy to read in varying light conditions, a large multi-function color monitor keeps the operator informed of machine health and performance. The deluxe high back suspension seat features multiple

battery, and toolbox. All grease points are clearly marked and easy to locate down one side of the machine. The fuel fill is located behind a lockable access panel and features a site gauge to simplify refueling.

Takeuchi features excavators, track loaders, skid steer loaders, and wheel loaders in its lineup. Call your local dealer to check out a TB250-2 today! ■

*Locate the dealer closest to you:
locator.takeuchi-us.com.*

RULE THE JOB SITE WITH TAKEUCHI!



TB250-2 Excavator

With Takeuchi's proven innovation and design philosophy, the TB250-2 delivers excellent performance and durability in a 5t excavator. The standard long arm enables this capable machine to have a dig depth of over 12 ft 4 in and a max reach of 20 ft 1 in. The TB250-2's feature set allows it to perform a wide range of tasks to help you get your toughest jobs done.

Contact your nearest authorized Takeuchi dealer for details on the TB250-2 and our full line of excavator, track loader, skid-steer loaders and wheel loaders. Learn more at takeuchi-us.com.



Learn more
about Takeuchi's
full product line



TAKEUCHI
From World First to World Leader

Alliance Tire Group

With the introduction last month of new construction tires, Alliance Tire Group (ATG), Ltd., continues to build one of the fastest-growing lines of tires for the construction industry. ATG's Galaxy, Alliance, and Primex brands are known worldwide for helping make contractors more productive and more profitable.

NEW SKID STEER TIRE

The massive block design of the new Galaxy Mighty Trac ND is engineered to improve grip on any surface, from sand to concrete—and with its siped blocks, even snow. The 58:42 rubber-to-void ratio provides great traction while also ensuring long service on paved surfaces.

TELEHANDLER TIRE ADVANCE

Then there's the Galaxy Giraffe ND, a non-directional tire with stiffer sidewalls and a low aspect ratio for extra stability. The low-sidewall design also reduces the volume of the tire, cutting down foam-fill costs. Deep tread and open shoulders improve traction, and the durable, heat-resistant compound ensure a longer tire life.

SOLIDS AND RADIALS, TOO

ATG has tires for any jobsite, from long-lasting, efficiency-boosting radial OTR tires whose cost of ownership can be one-third as much as bias-ply tires, to puncture-proof solids that deliver extra-long performance while defying tire-killing debris. And along with great tires, ATG backs them up with an aggressive warranty and easy-to-use Warranty Wizard smartphone app.

From the solid Galaxy Hulk SDS to the Alliance 585 Multi-Use radial and beyond, there is an ATG tire to help you tackle any challenge, any conditions, and any jobsite. ■

Any challenge, any conditions, any worksite—
there's an ATG tire for the job.



ALLIANCE | GALAXY

Galaxy Giraffe ND Alliance 585 Galaxy MightyTrac ND

**MORE OPTIONS. MORE SURFACES.
MORE PERFORMANCE.**

New tires from Alliance Tire Group (ATG) deliver more performance on more terrain than ever, including the new, all-weather Galaxy Mighty Trac ND skid steer tire with its siped block lugs and the sturdy, new Galaxy Giraffe ND telehandler tire. And with the durable, long-running steel-belted Alliance 585 radial—priced to deliver radial performance at bias-ply prices—there has never been a better time to switch to radials. Ask your ATG dealer to learn more, visit www.atgtire.com or call (800) 343-3276.

ATG BETTER VALUE. SMARTER CHOICE. www.atgtire.com | 800-343-3276 | #atgtire

B2W Software

B2W Schedule replaces the disconnected mix of spreadsheets, phone calls, whiteboards, and messages with a single solution for coordinated, collaborative scheduling and dispatching of resources across job locations and over time. Individuals manage scheduling based on their area of responsibility. Users can view, enter, and manage assignments and needs in real time. This puts employee, equipment, and material resources in the right place at the right time, reducing inefficiencies and downtime.

An intuitive, multi-day interface gives users of B2W Schedule a day-by-day view of assignments, needs, and orders. Managing crews, employees, equipment, or trucks associated with these items can be done with drag-and-drop simplicity, and

assignments can be viewed or planned as far into the past or future as needed.

Users can apply multiple filters and groupings to customize how they view the schedule according to their specific roles and requirements, and the same views are accessible on a desktop or mobile device. An unlimited number of these user-defined views can be stored, and security restrictions can be set up to determine which views can be seen by which employees. From resolving conflicts and creating needs to filling assignments and generating moves, B2W Schedule keeps everyone in touch and up to date—even when they are on the move and working on a mobile tablet.

An advanced map function lets users view jobsites and equipment locations

in relation to each other geographically. They can also create boundaries with geofencing and incorporate real-time information on traffic, accidents, and road construction delays.

B2W Schedule also provides dedicated views for mass haul trucking, equipment moves, and deliveries. Whether it is planning out stops for equipment moves or deliveries on the move planner, or assigning dozens of trucks to an order on the mass haul planner, B2W Schedule has single day, dedicated views for assigning and notifying resources which have been assigned to orders. ■

For more information, visit
www.b2wsoftware.com.

“We’re managing resources in real time to **keep jobs running smoothly.**”

GREG BALAMUTA - BRUBACHER EXCAVATING



SOFTWARE

Break new ground, win more work and complete it more profitably with the unified ONE Platform for heavy construction estimating, operational workflows and business insight.

HEAR GREG'S SUCCESS STORY AND MORE AT
B2WSOFTWARE.COM/GREG



Dominion Equipment Parts

Established February 1998, family owned and operated Dominion Equipment Parts, LLC has been in business for more than 20 years. In just two decades, Dominion has become the OEM provider for Yanmar and Morooka equipment parts, developed its own brand of high-quality rubber track replacements, and is one of the nation's leading track importers, supplying rubber tracks for 38 crawler equipment brands.

Dominion is also a distributor of undercarriage parts for top brand names including Bobcat, Caterpillar, Gehl, Kubota, Takeuchi, and Mustang, providing sprockets, rollers, and idlers. It is the solely authorized North American distributor of specialized, compact dumpers and concrete trucks

manufactured by Fiori. Its geographic range includes the 48 contiguous United States, Canada, Mexico, and South and Central America.

Dominion initially shipped nationwide from Richmond, Virginia, its original base of operations. To improve delivery times, Dominion established distribution hubs in Dallas and Cincinnati, then added Jacksonville, Sacramento, Albany, and Portland. In 2015, it added a Canadian hub in Leduc, Alberta. Each was chosen for its logistical efficiency to give the region's customers same-day shipping with next-day delivery. Customers who choose to can also pick up their tracks or parts right from a regional warehouse, since each distribution hub also has a dedicated sales staff.

One of Dominion's greatest assets is a strong dealer network offering Dominion Rubber Tracks and associated parts, including Yanmar and Morooka. The network includes United Rentals, the largest rental agency on the continent with more than 960 locations.

Going forward, Dominion is focusing on improving its inventory and distribution capabilities even further, as well as supporting the Fiori Group machines it introduced in 2016. The compact, user-friendly vehicles increase productivity, flexibility, and operator safety in confined spaces such as narrow lanes, alleys, and tunnels. They are ideal for working in crowded city centers or in environmentally sensitive habitats and valued landscapes with restricted access. ■



**MORE CONTRACTORS
RELY ON US.**

We're proud that Dominion Rubber Tracks are the
**#1 SELLING
RUBBER TRACK**
brand in America.

**CALL US TODAY
TO GET THE BEST
PRICE ON
RUBBER TRACKS,
YANMAR PARTS
&
UNDERCARRIAGE
PARTS**

800-365-7260 | **DOMINION
Equipment Parts** | **depparts.com**

Ashland, VA • Jacksonville, FL • Dallas, TX • Cincinnati, OH • Portland, OR • Sacramento, CA • Schenectady, NY • Leduc, AB

Efficiency Production

Efficiency Production, "America's Trench Box Builder™," unveils the newest innovation to its industry-leading Build-A-Box™ Modular Aluminum Trench Shielding System: a lightweight, aluminum **Octagon Box**.

The Octagon Box is comprised of standard Build-A-Box aluminum panels, pinned in exclusive 135-degree angle vertical posts. The result is a safe, lightweight, "manhole shield" that is perfectly designed to shore tightly around odd-angled laterals and other manhole leads.

Features of the Build-A-Box Octagon Box include:

- Comprised of standard 2 ft tall Build-A-Box aluminum panels; from 2 to 5 ft lengths

- Inside diameter space ranging from 61 to 148 inches
- Provides eight different lateral pipe access points by leaving out 2 ft bottom panel

FLEXIBILITY IN CONFIGURATIONS

"Many precast utilities structures, such as manholes and wet-wells are round, not square," explains Rod Austin, Efficiency Production's general manager. "As a result, contractors frequently need to excavate more dirt than is necessary. With the Build-A-Box Octagon Box, excavation contractors can literally 'cut corners' to safely save time and money."

Build-A-Box can be assembled in minutes to a wide variety of two, three,

or four-sided configurations; and now an eight-sided octagon configuration. This flexibility enables work crews to make on-the-spot design changes to meet job requirements in conditions ranging from light to extreme.

Efficiency Production is an Arcosa Shoring Products company. Efficiency provides the widest selection of standard and custom trench shielding and shoring systems. Efficiency's versatile products are designed specifically for safe and cost-effective installation of utility systems and infrastructure improvements. All products are P.E. certified to meet OSHA standards. ■

For more information, visit www.efficiencyproduction.com.

Protect them by using a trench shield or other shoring equipment from Efficiency Production.

Efficiency PRODUCTION
America's Trench Box Builder™

Toll Free for local dealer or
Factory-Direct Sales & Rentals

800-552-8800
www.efficiencyproduction.com

Trench Shields

Slide Rail System

Build-A-Box™

Hydraulic Shoring

Isuzu Motors America, LLC

Our legacy of strength and kindness is essential for our global life, supporting countries around the world with the power to meet their needs. Today, with over 190 countries experiencing worldwide uncertainty, we are here to support your power requirements or specific applications with socially responsible products and support for every environment.

INNOVATIVE POWER

As a producer of on-road commercial vehicles, off-road Diesel, and Alternative Fuel Engines and Power Units for unlimited applications, we have built and maintained a world-class organization to provide power solutions that work. Because of our manufacturing operations

and expanded products in over 100 countries, we now have over 28,000,000 engines produced globally.

ISUZU PRODUCTS, BUILT TO LAST

Isuzu has proven to be Reliable, Eco-friendly, Durable, and Technologically Advanced since 1916. Its EU Stage V and US EPA Tier 4 Engines and Power Units, branded under Isuzu REDTech™, provide quiet, low maintenance and fuel-efficient solutions for existing and new applications. From 6.7kW to 397kW, these Engines and Power Units use the latest after treatment DOC or DOC+SCR, with vertical or horizontal SCR for design flexibility. Our Alternative Fuel Engines and Power Units using natural gas or propane can

now be equipped with a new Dual-Fuel System to simply reconfigure the fuel source and eliminate downtime. Every Isuzu Engine or Power Unit is precision tuned for its highest efficiency, while reducing oil and fuel consumption. A long-lasting and robust fuel injection system incorporates excellent fuel economy and extended service life. Stringent criteria to lower NVH (noise, vibration, harshness) are engineered into every Isuzu product. All of our products are supported by Genuine Isuzu Parts, a Distributor and Dealer network, and dedicated professionals to ensure the right customer solutions. ■

*For more information,
visit www.IsuzuREDTech.com.*

Isuzu **Reliable** 4L Engines... inside every REDTech™ 4L Power Unit.



The Isuzu 4L 2.2L (30-49 kW) engine has always been reliable, eco-friendly, durable, and technologically advanced. The same qualities that make the best Power Units. Contact your local Isuzu Distributor and experience **reliable** power today.



Isuzu Motors America, LLC :: 46401 Commerce Center Drive, Plymouth MI 48170 :: 734.582.9470 :: www.IsuzuREDTech.com

JP Safety Channel

When it comes to innovation, **JP Safety Channel** provides a solution for safely working with rebar. According to OSHA, statistics show a high percentage of construction accidents are due to rebar impalement. OSHA regulation 1926.701 states, "All protruding reinforcing steel, onto which employees could fall, shall be guarded to eliminate the hazard of impalement."

The JP Safety Channel meets regulation compliance and strives to protect workers from the dangers of working with and around rebar.

EASY TO INSTALL, REMOVE, STORE, AND REUSE

Simply place the JP Safety Channel on exposed rebar dowels and you are

protected from being impaled. The product works in vertical, incline, and horizontal applications. The JP Safety Channel is light and stackable in a small storage area, making it easy to store for repeated use. To remove, simply lift the safety channel from the rebar dowels. The JP Safety Channel has holes strategically placed along the bottom edge of the channel to allow them to be secured to the rebar in the event of them falling off or in windy conditions.

DRASTICALLY REDUCE LABOR AND MATERIAL COSTS

It only takes minutes to cover dangerous exposed rebar. As there is no preparation required, labor costs are minimal, and material costs are nonexistent.

The JP Safety Channel can be reused on worksites, providing a long-term return-on-investment.

WHY USE THE JP SAFETY CHANNEL?

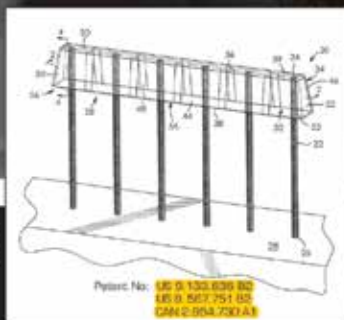
The JP Safety Channel protects 180-degrees and guards against serious injury due to a fall and abrasion on exposed rebar. It also meets OSHA safety standard of withstanding a 250-pound weight dropped from 10 feet without the rebar protruding. ■

For more information, visit www.jpsafetychannel.com.

Work Safer With The JP Safety Channel!

Maximum impalement protection from protruding rebar.

- Offering 180-degrees of protection against serious injury due to a fall and abrasion on exposed rebar
- Easy to install, remove, store & reuse
- Drastically reduce labour & material costs
- Patented design offers a better solution



JP SAFETY CHANNEL

855-957-2669
www.jpsafetychannel.com

Rebar safety needed a better solution. *This is it.*

Lind Equipment

The **All-In-One Beacon LED Tower** provides you with all the functionality of three separate lighting assets, in one award-winning package. A single Beacon LED Tower can be used as a generator powered light tower, an electric powered light tower, and as a no-glare diffused light tower. If you need to illuminate remote construction sites with a full-power light tower, the Beacon LED Tower can do that with an onboard generator as small as 1000W. If you need to illuminate an indoor site, or want a light tower that can run quietly without fumes on an external

power source, the exact same Beacon LED Tower can do just that. With its extremely efficient Lind Equipment LED light heads, the Beacon LED Tower uses 80 percent less electricity than a traditional light tower without any reduction in light output. Lastly, if you need to illuminate areas that require diffuse, no-glare lighting, such as events or roadside construction, the exact same Beacon LED Tower can do that too. Just clip on our no-glare diffuser frames in under 30 seconds, and your All-In-One Beacon LED Tower provides the glare-free light that you need.

BENEFITS TO CONTRACTOR

The All-In-One Beacon LED Tower still provides all the same benefits as the previous models, such as a lightweight and compact frame. The tower can fit through man doors and can be lifted by a few people and placed into the back of a standard-size pickup truck. Plus, it is half the cost of any traditional light tower. ■

For more information, visit
www.beaconledtower.com.



LIND EQUIPMENT

Triple Your ROI

Diffuser tower mode
Electric tower mode
Generator tower mode

IN A SINGLE UNIT

BeaconLEDTower.com

Unclip diffuser frames in under one minute

All-In-One Beacon LED Tower Light

MAX USA Corp.

MAX Ltd. Co. (MAX) developed the world's first battery powered rebar tying tool in 1993. Since then MAX rebar tying tools have revolutionized rebar tying all around the world. MAX continues to improve upon cordless rebar tying technology, which led to the invention of the TwinTier, the only dual wire feeding battery powered rebar tier.

The proprietary TwinTier technology comprises 3 key mechanisms that make the TwinTier platform one of a kind. First, a Dual Wire Feeding mechanism, doubles the tying speed to increase jobsite productivity. Secondly, a Wire Bending mechanism produces a shorter tie height. This mechanism not only reduces wire consumption, but less concrete is now needed to fully cover each tie.



Finally, a Wire Pull-Back mechanism conserves wire by dispensing just the right amount to form a wire tie relative to the size of rebar being tied.

MAX now manufactures two TwinTier tool models; the RB441T and the RB611T. The RB611T can tie rebar combinations between #5 x #5 up to #9 x #10 (Depending on the rebar

manufacturer). The RB441T will tie between #3 x #3 up to #7 x #7.

Both tool models run on a 4.0Ah lithium-ion battery which can produce approximately 4,000 ties before needing to recharge. They also both use reels of TW1061T MAX 19 ga. tie wire; available in black steel, poly-coated steel, electro-galvanized steel, BUY AMERICAN steel and stainless-steel.

Today, MAX manufactures a full line of rebar guns that can tie between mesh up to #9 x #10 rebar. ■

*For more information,
call 800.223.4293 or visit*

www.maxusacorp.com/rebar_tying_tools.

MAX TWINTIER™

MAX developed the World's First battery powered rebar tying tool. Since then MAX Rebar Tying Tools have revolutionized rebar tying all around the world. MAX has continued improving rebar tying technology, which led to the invention of the TwinTier RB611T, a dual wire feeding rebar tier. The latest technology allows 4,000 ties per charge, while delivering just the right amount of wire for added productivity and cost savings. These innovative features make the TwinTier the best and most innovative and efficient rebar tier in the industry. Today, MAX manufactures a full line of rebar guns that can tie between mesh up to #9 x #10 rebar.*

**Maximize your
Tying Capacity**
NEW RB611T

**LARGEST JAW SIZE OF ANY BATTERY POWERED
REBAR TYING TOOL ON THE MARKET. TIES UP TO
#9 x #10 REBAR*.**

*Varies by rebar manufacturer.



WWW.MAXUSACORP.COM | 800.223.4293 |   



Mi-T-M

It is more important now than ever to clean and sanitize facilities and Mi-T-M has the equipment that is safe for indoor use.

The Mi-T-M HAE Series of **all-electric hot water pressure washers** can clean and sanitize in order to meet regulatory requirements. The patented heat exchange cartridge design provides consistent, on-demand hot water to clean surfaces without harmful emissions of fuel and exhaust fumes.

BUILT TO WORK

This series features a high-quality belt-driven pump and motor, protected by a stainless-steel cabinet that resists corrosion. The large powder coated steel cabinet protects the heat exchanger cartridges in harsh environments and cooling vents help with dissipation of heat.

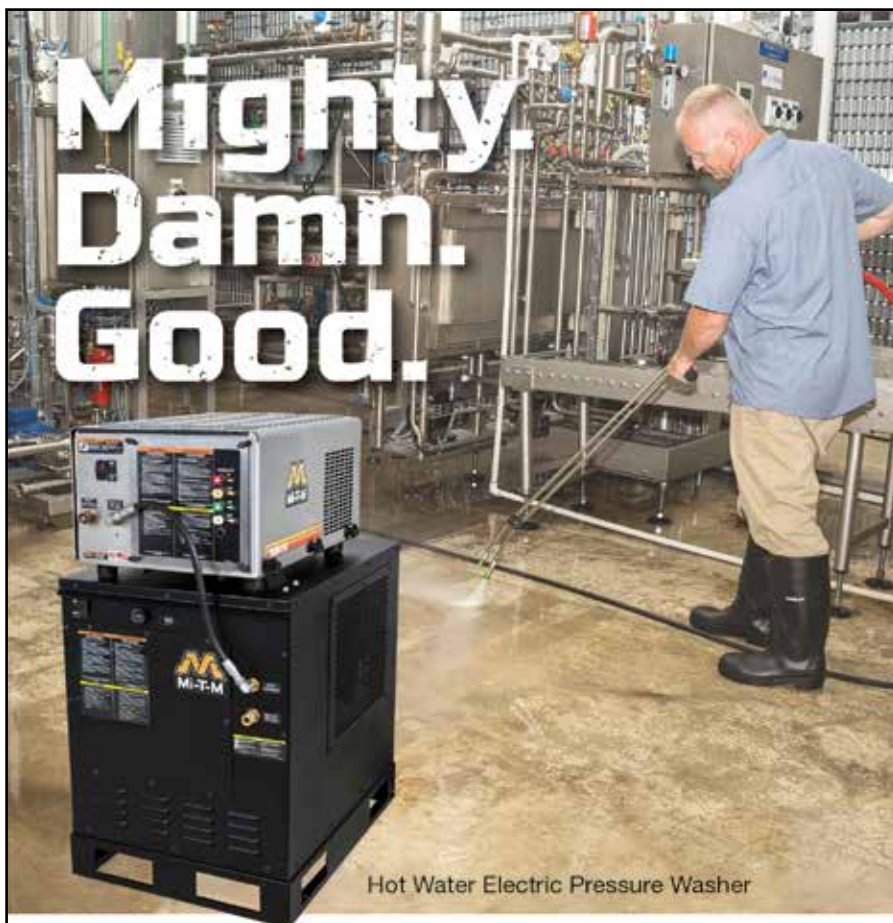
INNOVATIVE DESIGN

The innovative heat exchanger cartridge design allows each cartridge to heat water twice, keeping the internal heat of the cartridges constant. Heat is then transferred into the aluminum casting which keeps the heat element from coming into contact with water, eliminating calcium and build up on the coils. Temperature rise of the HAE is 120 to 130 degrees within 3 to 5 minutes, so crews can get right to work.

Clean, quiet, and virtually maintenance free, the Mi-T-M HAE Series is built in Peosta, Iowa. It is listed to CSA Safety Standards and can be used in any facility where exhaust fumes are not allowed. ■

*To see all the electric
hot water pressure washers Mi-T-M
has to offer,
visit www.mitm.com.*

Get the job done quickly with no flames,
no fumes, and no exhaust.



**Mighty.
Damn.
Good.**

Hot Water Electric Pressure Washer

At Mi-T-M, we pride ourselves on building mighty, damn good equipment. It's what sets us apart from our competition. Our industrial line is built to withstand demanding work conditions. When you purchase equipment with the Mi-T-M name on it, you are buying dependable equipment that is designed, built, and tested by good people. **Mighty. Damn. Good.**



www.mitm.com
800-553-9053



Air Compressors | Cold and Hot Water Pressure Washers | Water Treatment Systems
Air Compressor/Generator/Welder Combinations | Air Compressor/Generator Combinations
Portable Generators | Wet/Dry Vacuums | Jobsite Boxes | Portable Heaters | Water Pumps

Poseidon Barge, Ltd

Poseidon Barge, Ltd has manufactured Sectional Barges to rent and sell to the heavy construction industry for more than 30 years. In that time, the simple sectional barge has been developed into a tool that is a real game changer for the contractor; they now can tackle difficult projects with confidence now that they are placing their equipment on the Poseidon Sectional Barges.

A SIZE FOR EVERY PROJECT

Poseidon builds a variety of sizes to accommodate the customers' needs. From the P1Narrow (30 ft x 7.5 ft x 4 ft) to the giant P10 Sectional (44 ft x 11 ft x 10 ft), Poseidon has a size to fit every project. Engineering support is provided at the time of quotation to assist the customer in properly sizing their barge deck for the specific operation they will be performing. Basic Stability Analysis is available showing the contractor pertinent information that they need to make good decisions going forward when it comes to floating their equipment safely and successfully.

Using a patented roll form deck, Poseidon Barges boasts 20,000 lbs/sq ft deck point load, 4 times that of traditional deck plate. An internal truss system made of structural steel rather than angle iron, gives Poseidon Barges the strength and long-term life that contractors require in today's competitive market.

Deck hatches, 18-inch diameter, are standard in every Poseidon Barge, allowing for easy access to the internal portion of the barge. The interiors of the barges are coated with an environmentally friendly rust inhibitor. It's safe for the environment and prolongs the life of the interior steel structure. The exterior of the barges is steel grit

blasted, then coated with a Marine Grade Baril coating system. Zinc anodes surround the barge to act as another deterrent for corrosion.

BUILT FOR CONTRACTOR NEEDS


Poseidon Barge prides themselves on listening to the contractors' needs and using product development to solve them. A popular addition to the Poseidon Barge catalog is the 50 cubic yard Sectional Hopper barge. Born from customer input, the Sectional Hopper barge is ideal for dredge or drilling spoils, aggregate transportation, or debris removal. They are made to attach to one another for maximum stability and efficiency.

Poseidon Barge often builds custom barges specific to criteria defined by the customer. The customer works with our engineering department to convey the idea, its function, and use. The Poseidon team takes it from there.

A full line of barge accessories is available: spuds, spuds well, deck cleats, and much more. Sea Bee thruster units and 24 ft Pushboats are also available to meet the contractors' needs. ■

*To view the entire product line, visit
www.poseidonbarge.com,
email info@poseidonbarge.com,
or call 866.992.2743.*



— RAISING THE BAR



on quality and design —

P1 PORTABLE SECTIONAL BARGE

- Deck Point Load Capacity is 20,000 lbs psf
- Tops fabricated with a patented Roll Form Non-Skid Deck Material
- Exterior coated with Marine Grade Baril Marine Coating
- 2 Pcs of 40x10x5 can fit on 1 overwidth stepdeck trailer

725 East Parr Road, Berne, IN 46711 PH: 866-99-BARGE; FAX: 260-589-2088
STOCK LOCATIONS: Berne, IN • New Orleans, LA • Leland, NC • Cocoa, FL
Coeymans, NY • St. Louis, MO • Plain, WI

Safety Vision

It's no secret that safety is the No. 1 priority for heavy-duty operators and personnel. The extensive amount of risks requires high attention to detail, maximum awareness, and a strong support system. Safety Vision is a leading **mobile surveillance provider** with more than 27 years of experience with a suite of products completely customizable so they can be catered to your operations. While they are surveillance-centered in nature, the root of what they do is to streamline your security processes and enhance safety for everyone involved. In essence, they strive to be your extra pair of eyes—your dedicated safety net.

Their durable and long-lasting cameras provide complete vehicle coverage with multiple interior and exterior

placement options, ensuring the entire area is continuously recorded and monitored. When used in conjunction with their monitors, awareness and visibility is heightened in HD resolution and guarantees you can safely maneuver the surrounding area and eliminates blind spots. This not only improves safety measures but also provides recorded footage that can be used for accident reporting, to fight false claims, and to enhance operator training. The cameras record entire shifts which equips you with video that showcases favorable procedures and can help you improve unsatisfactory ones—all in all further developing your operations and trainings for all personnel and removing room for error.

Navigating through footage is easy with the video management software that synchronizes video with the vehicle metadata. When using their software, you are empowered to better understand your operations with vehicle health reports and live-view capabilities.

Safety Vision's surveillance systems offer a comprehensive foundation for optimizing safety on the job. Their tailored-to-you hardware and software works hand-in-hand with your vehicle and machinery to capture the data that is important to you. Instead of focusing on surveillance management, you're empowered to concentrate on your operations and instill a robust culture of safety for all personnel. ■

Visit www.safetyvision.com.

HEAVY-DUTY COLLISION AVOIDANCE SOLUTIONS



Safety Vision's heavy-duty mobile cameras provide constant, durable performance for any heavy-duty vehicle via blind spot detected 130°-150° angled views. Recorded footage will protect you against false claims and provide evidence of when and where the job was completed. Protect drivers and ensure safety at each construction job with our budget-friendly mobile surveillance solutions.

800.851.3914



www.safetyvision.com/heavy-duty-vehicle

Copyright © 2018 Safety Vision, LLC. All Rights Reserved.

YOU WORRY ABOUT THE LOAD, WE'LL WATCH YOUR BACK!
MININGCAMERASALES@SAFETYVISION.COM

Skudo USA

PREMIUM PROTECTION FOR ANY SIZE PROJECT

Whatever surface type you need to protect, Skudo has a solution that will meet your needs. Skudo products are suitable for protecting any size project, ranging from high capacity stadiums to small residential renovations.

Most commonly used on concrete and terrazzo, the **Skudo Commercial System** is one of our best-selling and most durable surface protection solutions available. Available in both Heavy Traffic (HT) and Medium Traffic (MT) grades, this system is tough enough to withstand forklifts, machinery, and spills with test-proven Antimicrobial protection (ISO-20743). The HT grade is also Class 1 Fire/Flame

retardant according to ASTM E 648 and NFPA 253 standards.

Skudo Tack-Mat and **SkudoBoard** offer solutions for a wide variety of surface types. Tack-Mat is a self-adhesive mat that is available in several variations depending on your project requirements. SkudoBoard is a heavy-duty flame retardant polypropylene board that is reusable, waterproof, slip-resistant, high-impact, and stain resistant.

Need to protect glass or metal? **Skudo Glass Advanced** is a temporary peelable film that can be left in place for up to 12 months.

KEEPING WORKERS SAFE

Skudo products also help keep workers safe as well as surfaces. Another addition to our fire retardant and slip

resistant products, **Skudo All-Terrain Mat** provides a safe walkway over uneven ground, such as mud, snow, sand, rocks, ramps, and TPO roofing.

ABOUT SKUDO USA

Since 2010, Skudo USA has been providing North America with premium temporary surface protection solutions. Originally developed in Australia, Skudo products have evolved to meet the needs of the ever-changing construction industry. ■

**Innovative, Purpose-Built Surface Protection Systems.
This Is All We Do.**

*For more information, visit
www.skudousa.com.*



Innovative, purpose-built surface protection systems.
This is all we do.

www.skudousa.com

Sunflower Boat & Barge

Sunflower Boat & Barge of Dubuque, Iowa, is a one-stop-shop for contractors working over the water. Sunflower maintains an extensive fleet of marine construction equipment and related accessories available for lease. Sunflower expanded their fleet in 2019 by adding two new construction crane barges built in-house, and 4 new 600 hp truckable tugboats. Planned expansion for 2020 includes another new construction crane barge and additional 600 hp truckable tugboats.

Sunflower Boat & Barge's existing fleet includes numerous inland river crane barges, material barges, and deck/spud barges of various sizes. Sunflower also leases portable sectional barges, available in four different sizes (3 ft, 4 ft, 5 ft, and 7 ft hull depths), allowing

for configuration of a work platform that fits each customer's unique needs and also allowing access to nearly every inland water. Sectional barge platforms can be designed to support projects ranging from floating plant operations for painting and drilling jobs all the way up to configurations designed to handle heavy cranes.

In addition to barges, Sunflower has traditional tugboats ranging in size from 300 hp to 1,800 hp, as well as truckable tugboats from 300 hp to 600 hp. Hydraulic dredges? Yep, they have them too, again, in a range of sizes to fit the requirements of your project. Dredges vary from 8 inches up to a new in 2015 Ellicott 1270. Crawler cranes ranging from 45 ton to 450 ton are also available for lease and

can be loaded to barges from their facility in Dubuque, Iowa. Additional equipment available includes spuds, spudwells, and spud winches, as well as long reach excavators, dredge pipe, and heavy rigging and lifting gear. ■

Sunflower Boat & Barge expands marine equipment rental fleet.

For more information, questions, or to discuss your upcoming project, you can reach Sunflower Boat & Barge at 563.583.0556, or visit www.sunflowerboatandbarge.com.



Available for Lease:

- Sectional Barges
- Spud Barges from 75x32 to 195x70
- Hydraulic Dredges
- Truckable Tugboats from 300 – 600 hp
- Traditional Tugboats
- Support Equipment



www.sunflowerboatandbarge.com • 563-583-0556

Buffalo Turbine

Buffalo Turbine manufactures dust and odor control equipment. The self-contained, Diesel Dust Controller offers many differences from most of the other dust control equipment on the market. Powering the Buffalo Turbine Diesel Dust and Odor Controller is a Tier 4 compliant 26.5 hp Kohler 3-cylinder diesel engine. Built for industrial and commercial use, the diesel engine features liquid cooling, dual air cleaners, and both heat and oil safety shut offs. Featuring a compact, easily maneuverable three-wheel off-highway trailer and common ¾" connection which can adapt to most standard municipal water supply for fast jobsite set up.

In addition to the diesel dust controller, the **NEW Trident model** is now available. Powering the Trident is a 74 hp diesel engine to go along with three separate turbines for 3X the coverage. The Trident is also self-contained allowing for maneuverability around jobsites and to and from different job locations. ■

For more information, call 716.592.2700
or visit www.buffaloturbine.com.



Carnie Cap

Safer impalement protection and ease of installation are hallmarks of the Carnie Cap impalement protection system. They are national OSHA compliant and CAL-OSHA approved. The caps are easy to use and only two caps are needed per 8 feet of rebar (3 per 8 feet in California). They're incredibly cost effective; instead of having to purchase a cap for each rebar, you can use far fewer pieces and still get better protection. They're rarely knocked off or lost, so neither money nor precious time searching your jobsite for lost caps is wasted. Plus, these caps are reusable. **Carnie Caps** are made in the USA and shipped in boxes of 100. Ask about quantity specials. Check the website for additional information and safety articles. ■

Innovative Rebar Impalement Protection

Find out more about ordering these life-saving tools for
your construction jobs at www.carniecap.com,
or call 309.736.9752.

CARNIE CAP
CUTTING EDGE IMPALEMENT PROTECTION
National OSHA Compliant
CAL-OSHA Approved

CARNIE CAP is the most effective way to cap exposed rebar keeping your workers safe and on the job.

- ✓ WORKS IN HORIZONTAL, VERTICAL & INCLINE APPLICATIONS
- ✓ SAFELY DISTRIBUTES WEIGHT ACROSS ENTIRE SYSTEM
- ✓ ASSEMBLE WITH 2x4 OR 2x6 LUMBER ALREADY ON-SITE
- ✓ NO MORE CAPPING EVERY REBAR!

ORDER TODAY!
(888) 743-7725
www.carniecap.com

Patent # 5826398, 6073415

MADE IN THE USA

InSite Software


InSite Software is a PDF & CAD earthwork take-off and GPS modeling **software solution for estimators** who need to save time and money.

Quickly and accurately calculate cut and fill, stripping, strata quantities, paving and concrete materials, topsoil re-spread, areas, lengths, trench excavation and backfill. Reports can be exported to spreadsheets, PDF files, and most bid applications.

The software also includes GPS machine control surface export and generates construction staking data. Live training and technical support are included. The InSite support staff is experienced in site development to provide you the best level of service. ■

Save time.
Increase Accuracy.
Prove Your Numbers.

For more, visit www.insitesoftware.com
or call 877.746.7483.



**INSITE
ELEVATION**

**3-D EARTHWORK TAKEOFF &
GPS MODELING SOLUTIONS**

The tools you need to be
competitive, accurate
and profitable.

Schedule a Live Demo

InSiteSoftware.com | 877-746-7483

MBW, Inc.

MBW, Inc. manufactures one of the construction industry's most interesting lines of **small compaction and concrete equipment**. Located in Slinger, Wisconsin, production began more than 50 years ago with its introduction of a lower maintenance vibratory plate compactor. MBW does not simply duplicate designs developed by others. MBW begins each new engineering project with the assumption that significant progress can be made in terms of improved productivity, reduced maintenance, longer life, enhanced user safety, and lower long-term cost of ownership.

Today the company's product line encompasses a variety of soil compaction products including vibratory plates, reversible plates, gas and air rammers, skid steer roller attachments, and excavator wheel attachments. The concrete side includes a vibratory wet screed, truss screed, walk-behind power trowels and ride-on power trowels, mortar mixers, and concrete sprayers. When you buy an MBW product, you are not only getting quality-made equipment, you are also buying from a company who will provide lifetime customer service and support. ■

For more information, visit www.mbw.com.



**COMPACTON
& CONCRETE**
CONSTRUCTION EQUIPMENT

VIBRATORY PLATES

RAMMERS

MADE IN THE USA

COMING SUMMER 2020
POWERED BY
LITHIUM

WALK-BEHIND
POWER TROWELS

SCREEDS

MBW.COM

National Construction Rentals

Since 1962, National Construction Rentals has been the nationwide leader in the temporary site services industry offering temporary fence, barricades, portable toilets, restroom trailers, mobile storage containers, and temporary power. National Construction Rentals provides its products to the construction industry, for special events, to government sector projects, and following natural and man-made disasters. Serving more than 275 metro areas nationwide, let National Construction Rentals' nearly 60 years of experience offer you the peace of mind you need for your next project. ■

National Construction Rentals.
Rentals Made Easy.™

Visit us online today at www.rentnational.com
or call us at 800.352.5675.

Over 275 Metro Areas Served Coast to Coast

NATIONAL
CONSTRUCTION RENTALS

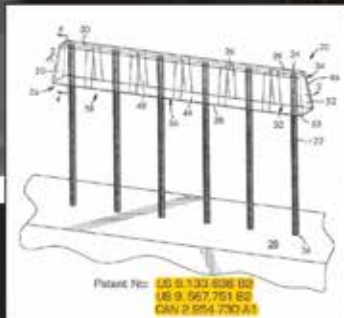
800-352-5675 • rentnational.com

Product availability varies by region.

Work Safer With The JP Safety Channel!

Maximum impalement protection from protruding rebar.

- Offering 180-degrees of protection against serious injury due to a fall and abrasion on exposed rebar
- Easy to install, remove, store & reuse
- Drastically reduce labour & material costs
- Patented design offers a better solution



JP SAFETY CHANNEL

855-957-2669
www.jpsafetychannel.com

Rebar safety needed a better solution. This is it.