




PRODUCTS SERVICES GUIDE

2017



BLUELINE RENTAL



Aerial



Compaction



Earthmoving



Material Handling



General Equipment

BlueLine Rental provides construction equipment rental solutions for customers in every major construction sector, as well as the industrial, energy, and manufacturing industries. Regardless of the size of your job, at BlueLine, we forge a partnership to make you our best customer. With one of the youngest fleets in the industry, backed by a team 2,000 strong, you can count on us to deliver the **Fast.Safe.Reliable** rental experience.

“THE CONSTRUCTION EQUIPMENT YOU NEED, WHEN YOU NEED IT MOST.”

YOUR DIRECT LINE TO BLUELINE

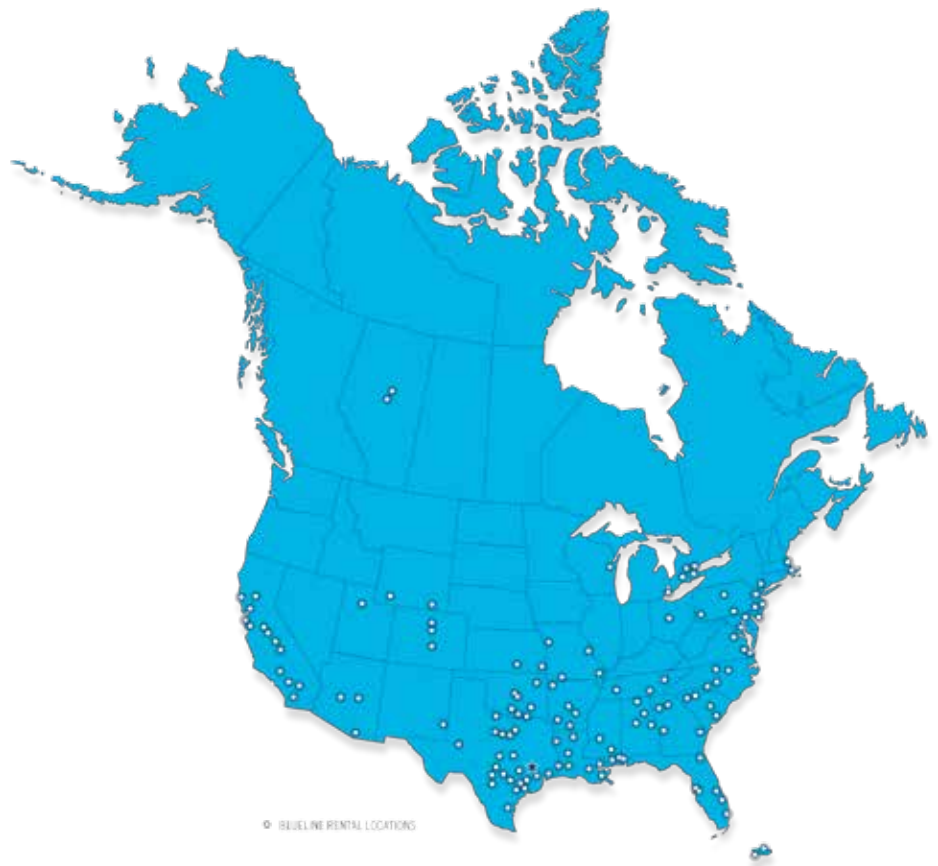
Every BlueLine customer is connected to a committed sales representative who understands your business, answers the phone when you call, and is empowered to deliver for you. You also have access to a customer support center and a seasoned service team, who rigorously maintain the equipment you need from the brands you trust.

THERE'S A BLUELINE IN YOUR BACKYARD

With a network of approximately 130 locations stocked with everything from aerial and material handling, to earthmoving, compaction, and other general rentals—the BlueLine Rental in your backyard is your partner for building success.

GOVERNMENT SERVICES

BlueLine Rental is dedicated to providing new and used equipment



© BLUELINE RENTAL LOCATIONS

solutions to Government Agencies. We're proud to offer discounted pricing through our GSA 51V Schedule or local government pricing. Let us help you meet your mission, while reducing costs and maximizing efficiency. For questions or quotes, please contact govsales@bluelinerental.com.

WE BELIEVE IN ZERO


You can count on us to ensure our quality equipment is maintained to manufacturer's specifications and our procedures are focused on everyone's safety—every minute of every day.

One accident is simply too many. Our mission is to be recognized as a safety leader in the equipment rental industry. After all, being safe today means getting home tonight.

CONTACT US TO START RENTING TODAY

To rent equipment today or to learn more about BlueLine Rental, visit www.bluelinerental.com or call 866.610.BLUE. We look forward to having the opportunity to provide you with construction equipment rental solutions. ■

TAKE YOUR JOB TO NEW HEIGHTS



 **BlueLine Rental**

BlueLineRental.com | 866.610.BLUE

FITZGERALD PETERBILT

Fitzgerald Peterbilt is comprised of five dealerships in Alabama and Virginia. Currently, between the five dealerships, they have more than 50 Dump Trucks on the ground ready to go in various specs and models.

Fitzgerald Peterbilt, in addition to the dump trucks, has several Peterbilt 337 role-back tow trucks and a large number on the way to all dealerships in late May.

“COMMITTED TO HAVING THE BEST CUSTOMER SERVICE — HANDS DOWN.”



Tommy Fitzgerald, Jr.

SPECIALTY TRUCK DIVISION

Fitzgerald Peterbilt set out to build a team they call the “Specialty Truck Division”—it’s made up of knowledgeable sales staff in the vocational markets better able to assist their customers.

The future plans for the “Specialty Truck Division” will be to offer many different trucks built for a variety of applications. Fitzgerald Peterbilt understands there is often a need for trucks as businesses grow, and many times there is not a lot of time to wait on trucks to be built, that’s why they have put together such a large inventory of Dump Trucks and Tow trucks. They also have a good variety of chassis ready to be set up for whatever you may need.

To further serve their customers, many of the Peterbilt Dealerships have had their service and parts department hours extended. They have also increased service techs at all locations, as well as a large expansion of on-hand parts in all dealerships.

Fitzgerald is committed to have the best customer service hands down. The family owned business is run on honest family values always keeping the customer first.

ABOUT FITZGERALD PETERBILT

Fitzgerald Peterbilt is a group of PETERBILT DEALERSHIPS in Alabama and Virginia. The Dealer principal/owner is Tommy Fitzgerald, Jr. Tommy is the youngest dealer principal in the history of Peterbilt. Tommy is 29 years old and works every day traveling around visiting all five dealerships each month. He works closely with everyone at the dealerships to create a fun and productive work environment. He purchased the first two dealerships July of 2016 in Virginia. He has since expanded into Alabama with three more dealerships.

Before jumping into the dealership world, Tommy Fitzgerald, Jr. worked alongside his father and brother at Fitzgerald Glider Kits, where his primary focus was sales and marketing for the company. Tommy has been around trucking his entire life, the business and the trucking industry as a whole is something he is very passionate about. ■

To learn more about Fitzgerald Peterbilt, visit www.fitzgeraldpeterbilt.com.



OVER 50 TRUCKS IN STOCK



- MODELS AVAILABLE: 567 & 388
- ENGINE OPTIONS: CUMMINS ISX & X15 450-500HP
- TRANSMISSIONS AVAILABLE: EATON 8LL, EATON AUTOSHIFT, ALLISON
- GLIDER DUMPS ARE AVAILABLE WITH EATON 8LL TRAN, CAT, CUMMINS, & DETROIT



Fitzgerald Peterbilt is quickly becoming your number one source for specialty application trucks. Our sales team are here to get you in the right truck at a great price. Give us a call today and see for yourself.

FitzgeraldPeterbilt.com

888.251.0380

Montgomery, AL

Birmingham, AL

Huntsville, AL

Glade Spring, VA

Fancy Gap, VA

GAS CLIP TECHNOLOGIES

4-Gas Detector Runs for 2 Years and NEVER Needs Charging

Finally eliminate the risk of being unprotected against toxic gases due to your portable gas detector running out of battery in the middle of a shift. Gas Clip Technologies introduces a new, maintenance-free 4-gas detector that has a 2-year continuous runtime with no charging—the **Multi Gas Clip Simple**. Reliably test for hydrogen sulfide (H₂S), carbon monoxide (CO), oxygen (O₂), and combustible gases (LEL) with this simple-to-use and simple-to-maintain detector. No charging ever! No calibrating needed! Just turn it on and have worry-free assurance of protection against toxic gases 24/7 for 2 full years ... with no maintenance costs.

What makes this ultra-durable detector able to perform so well for so long even under the harshest of conditions?

Gas detection has come a long way since the first portable gas detector with a catalytic diffusion sensor was introduced in the 1920's. New technology has led to the development of sophisticated, yet easy to use, gas detectors that can run for their entire lifespan without ever needing to be charged or calibrated.

The **Multi Gas Clip Simple** uses a low-energy infrared beam of light inside the LEL sensor to detect gas. This type of detection process has an extremely low drain on the battery, allowing the battery to last for months and months at a time. Non-infrared (pellistor/catalytic bead) LEL sensors, which were the only combustible gas sensors available for many years, contained two beads and a filament which needed to heat up to detect gas. That



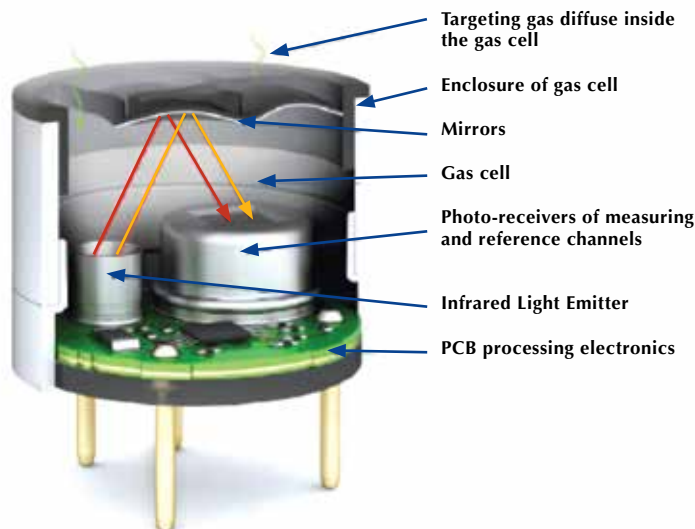
continual heating process used an enormous amount of energy which consumed the battery power quickly. By the end of a shift, and sometimes even before a shift was over, gas detectors would need to be recharged. Think of the convenience now of not having to plug a gas detector in every single day to charge it up.

Pellistor/catalytic bead LEL sensors had to have oxygen present to perform the heating process, therefore it was previously impossible to obtain accurate gas readings in inert environments. The infrared LEL sensor, using just a beam of light to detect gas, doesn't require oxygen at all, so it always will provide an accurate gas reading in oxygen-enriched or oxygen-depleted environments.

The pellistor/catalytic bead filament was also fragile so it could burst when suddenly exposed to high levels of gas or it could easily break when the detector was accidentally dropped. The infrared LEL sensor contains no fragile filament to break or burst. It also doesn't contain beads that can get poisoned over time with exposure to typical sensor poisons such as H₂S or silicones.

The **Multi Gas Clip Simple** is the easiest to use and easiest to maintain gas detector available today. Gas Clip Technologies' continued development and refinement of advanced low-power photometric infrared technology for LEL measurement helps make gas detection simpler than ever in this newest member of their gas detector family. ■

Infrared LEL Sensor



For more information, visit www.gascliptech.com.

From the company that brought you the industry leading
run time 4-gas detector, **Multi Gas Clip Infrared...**
a new chapter is here.

Introducing

Multi Gas Clip **Simple**

by **gasclip**
technologies

NO CHARGE 4-GAS, 2-YEAR RUN TIME



- No charging required...EVER
- Detects H₂S, CO, O₂ & LEL continuously for 24 months
- No need for calibration
(can be calibrated if required)
- Fails to safe
- No costly maintenance
- LEL sensor is immune to poisoning
- Detects gas in inert environments
- Full data logging at 1 second intervals
- Large, easy to read display
- Simple one button operation
- Assembled in USA

Visit us at AIHce Booth #1435 & Safety 2017 Booth #1270

Gas Clip Technologies • gascliptech.com • +1.972.775.7577 • 1.877.525.0808

ISUZU COMMERCIAL TRUCKS OF AMERICA, INC.

The All New FTR Class 6 LCF Truck

The all-new Isuzu FTR is truly a game-changer that raises the standard for Class 6 medium-duty trucks. This truck's LCF design gives it fantastic maneuverability and visibility along with the ability to carry more cargo than a conventional Class 6 GVWR truck. Its 4-cylinder diesel engine is environmentally friendly and gives the truck outstanding fuel efficiency. A Class-leading warranty provides its owners with peace of mind. And, it's an Isuzu truck, a name that is synonymous with dependability, durability, and low cost of ownership. The FTR will be available at Isuzu dealers mid-year 2017.



the same wheelbase. Eight wheelbase lengths, ranging from 152 to 248 inches, will accommodate bodies from 14 to 30 ft, allowing for a wide variety of body applications.

The FTR's LCF design also dramatically increases visibility and markedly improves maneuverability. With inner 50-degree wheel cut, this truck has an incredibly tight turning radius. This saves drivers time as they navigate crowded city streets—that adds to productivity. The

POWERFUL, EFFICIENT, DURABLE, CAPABLE

The FTR is powered by Isuzu's renowned Isuzu 5.2-liter 4HK1-TC turbocharged 4-cylinder diesel engine—a first in the Class 6 segment. An incredible operating distance can be achieved by the FTR, thanks not only to the truck's conservative use of fuel, but also its available aluminum 50- or 100-gallon fuel tank.

The 4HK1-TC engine goes beyond environmental friendliness and economy—it's also durable. This engine now carries a B-10 durability rating of 375,000 miles—meaning that 90 percent of engines should reach that mileage before requiring an overhaul.

FTR SPECIFICATION HIGHLIGHTS

- The FTR's turbocharged Isuzu 5.2-liter 4HK1-TC engine generates 520 lb-ft of torque at 1,600 rpm and 215 hp at 2,500 rpm
- The engine is mated to an Allison 2550 RDS 6-speed automatic transmission with power take-off
- (PTO) capability
- The front axle has a capacity of 12,000 lbs, while the rear axle has a capacity of 19,000 lbs
- GVWR is 25,950 lbs
- 11R22.5 tires are fitted to 22.5- × 8.25-inch steel wheels

SPACIOUS, FLEXIBLE, COMFORTABLE

As a result of its LCF configuration and clean back-of-cab design, the FTR can provide more cargo volume within a given overall length than comparable conventional Class 6 trucks at

FTR cab's wide step and wide-opening doors allow easy entry to the spacious interior of Isuzu's exclusive Hexapod cab, which features three-across seating and extra space for storage behind the seats. Other interior amenities include a side under safety mirror, overhead console, and a suspension driver's seat with armrest specially designed to increase comfort and reduce driver fatigue.

LOW COST OF OWNERSHIP

The Isuzu FTR, like every Isuzu diesel truck, comes with a number of features and programs that dramatically reduce downtime and overall cost of ownership, including:

- Standard Multi-Information Display allowing drivers to monitor the status and condition of over a dozen vehicle performance functions, reducing maintenance costs and downtime
- Available Vehicle Health Reports providing comprehensive analysis of the truck's powertrain and emissions systems, fuel economy, brake usage, and driver operating habits
- 3-year/unlimited mileage powertrain limited warranty
- 4-year/unlimited mileage perforation from corrosion limited warranty

THE CLASS 6 TRUCK OF THE FUTURE

The overall concept of the FTR is to deliver to customers the next generation medium-duty LCF truck—one that features a clean, durable, highly efficient 4-cylinder engine and is a leading Class 6 choice for pickup and delivery in cities. ■

*For more information,
call 866.441.9638, or visit
www.isuzucv.com.*

NPR HD



LEASE THE #1 SELLING ISUZU

- 2018 ISUZU NPR-HD 14,500 GVWR
- 16' x 96" x 85" Supreme Van Body
- Class leading fuel economy and a B-10 diesel engine life of 375,000 miles
- Aisin 6 Speed Double Overdrive Transmission
- Vehicle Health Report that provides vehicle performance data
- Includes: 24 Month/60,000 Mile Covered Maintenance Program

LEASE PAYMENT
\$699
PER MONTH

TERM
48
MONTHS

\$1,398*
DUE AT LEASE SIGNING

*(Incl. security deposit; excludes tax, title and reg.)

Visit your local Isuzu truck dealer for details

www.isuzucv.com



Only select 2018 Isuzu NPR-HD are eligible. Initial payment includes \$699 first month's lease payment, \$699 security deposit. Monthly payments total \$33,552.00. Subject to credit approval. Delivery out of dealer stock by 6/30/2017. Available only through Isuzu Finance of America, Inc. Participating dealers only; see your authorized Isuzu dealer for complete details.

© 2017 ISUZU COMMERCIAL TRUCK OF AMERICA, INC.



ISUZU MOTORS AMERICA, LLC

A World Class Leader for Power Solutions

Isuzu is a global leader and producer of on-road commercial vehicles, off-road Diesel engine applications and stationary engines. Their consistent focus is on “creation without compromise” to build and maintain a world class organization for power solutions. Over the years, through the expansion of their manufacturing operations, Isuzu products have continued to benefit people in over 100 countries. Their engine manufacturing has now exceeded 25,000,000 globally. Isuzu ensures the most advanced performance and services, with a goal to become the new international standard of excellence in product development, quality, manufacturing systems and customer support.

ISUZU PRODUCTS AND SERVICES

Isuzu Diesel engine products have proven to be Reliable, Eco-friendly, Durable, and Technologically Advanced since 1916. Their products, branded under Isuzu RED Tech™, provide quiet, low maintenance and fuel efficient solutions for existing and new applications needed today and into the future. From 10 hp to over 500 hp, these engines use a unique technology without a DPF (Diesel Particulate Filter). Each engine is precision tuned for its highest efficiency, while reducing oil and fuel consumption. A long-lasting and robust fuel injection system is incorporated for excellent fuel economy and extended service life. Stringent criteria of lowering NVH (noise, vibration, harshness) are engineered into every Isuzu engine. Each application is designed to meet customer specifications and is engineering validated for each environment. Isuzu RED Tech™ engines with reliable performance, durability, and high thermal efficiency help eliminate downtime. All of this is supported by a Distributor and Dealer network along with dedicated corporate professionals who are disciplined in engineering, manufacturing, and management to ensure the right solutions for their customers.



Isuzu Diesel offers a complete line of reliable, eco-friendly, durable and technologically advanced Diesel Engines for Industrial and Off-Highway applications generating 10 hp to over 500 hp under the Isuzu RED Tech™ Brand. Isuzu Diesel supports this product offering with an unsurpassed network of professional industry training.



NEW ALTERNATIVE FUEL OPTION COMING TO MARKET: 4HV

Isuzu is launching a new alternative fuel 4HV1 4.6L engine rated at 81 hp that can run on natural gas or propane for use in off-highway and industrial applications. It is a natural progression and already proven successful in the Isuzu Commercial Vehicle CNG segment. Current production is targeted for a mid-2018 launch paving the way for future engine ranges in this Isuzu category.



ISUZU REDTECH™ POWER UNITS

Isuzu Diesel offers a range of standard to customizable power unit configurations rated from 11.8 hp to 188 hp. These products are backed by 5-year/5,000-hour limited warranties based on years or hours of service, whichever comes first. The Tier 4 Final 5.2L 4HK1X is rated at 173 hp to 188 hp with a cooled EGR and waste gate turbo charger with a common rail direct injection fuel system. These products are available to fit many industrial and off-highway applications where dependable power is needed. More information can be obtained by contacting an Isuzu Diesel distributor in your area or going directly to www.isuzuengines.com. ■

www.isuzuengines.com
www.isuzuRedTech.com

Introducing **Isuzu REDTech™** Tier 4 and beyond Diesel Engines

RELIABLE

Over 20 Million Engines Worldwide



ECO-FRIENDLY

No DPF or DPF Maintenance



DURABLE

Optimized Premium Fuel Injection



TECHNOLOGICALLY ADVANCED

Fine Tuning for Each Application



ISUZU
RED **TECH™**

ISUZU
DIESEL

JEFFREY MACHINE, INC.

Celebrates 40th Anniversary and New Texas Location

From its humble beginnings 40 years ago as a local machine, tool and die shop serving Birmingham, Alabama, Jeffrey Machine has grown into one of the world's leading manufacturers of foundation and utility drilling tools. This year the company celebrates its 40th Anniversary and opens a new location in Euless, Texas.

Located in the former Voss Parts location in Euless, Jeffrey Machine will stock parts such as teeth and holders that can be picked up or shipped from that location. James Bowen has joined the Jeffrey Machine team as a sales representative for the Texas and Midwest regions.

LISTENING TO THE CUSTOMER

Frank Sager founded Jeffrey Machine (named for his son and current owner Jeffrey Sager) in 1977, with the philosophy that success comes from listening to customers and customizing tools to their exact design requests. Frank, a machinist and metal fabricator, passed the family trade and its customer-oriented philosophy on to Jeffrey, who took great interest in the auger market. Today, Jeffrey Machine continues to operate under its founding philosophy and has cultivated an unmatched reputation for delivering expertly engineered, highly dependable products, time after time.

FILLING THE MARKET DEMAND

Jeffrey Sager began working with augers in 1984, first repairing them and later rebuilding them, with results that were typically better than the original tool. In addition to tool and die projects, local contractors began to seek out Jeffrey Machine's services to repair other equipment, like broken augers. The natural progression was to fill that market



JEFFREY MACHINE DELIVERS WITH THE FINEST, MOST COMPREHENSIVE LINE OF DRILLING TOOLS IN THE INDUSTRY.



demand by expanding production to include better tools that would hold up to Alabama's limestone and rocky soil. Working side-by-side with customers, Jeffrey Machine continues to create innovative drilling tools with enhanced capabilities that stand up to the unique demands of each job. Development of

each Jeffrey Machine product is the result of extensive field study and an enduring commitment to constantly improve the safety and performance of every product. The goal of drilling contractors worldwide is to achieve the fastest, most efficient result with the least amount of wear on machinery and the lowest cost on everything from man hours to fuel.

CRIMSON RED COATING

Also in celebration of their 40th anniversary, Jeffrey Machine has introduced a unique, new feature—crimson red coating on all new tooling. With this bright, new finish their products not only stand out for their unmatched quality, but they're instantly recognizable as tooling produced exclusively by Jeffrey Machine, Inc.

CUSTOM MANUFACTURED TOOLS

From dirt and rock augers, CFA and core barrels, to a full line of utility augers, the revolutionary Dragon's Tooth® Rock Cutting System, and much more, their custom manufactured tools are designed to devour the densest rock, eliminate project downtime, and reduce wear-

associated costs. Jeffrey Machine's ability to listen to and understand their customers and deliver each of them the right tools is why they've grown from a small machine shop to one of the leading drilling manufacturers in the world. True to Frank's original vision, at the heart of this world-leading company lies a precision machine shop that's small enough to keep providing exceptional, personal service. ■

For more information about the complete line of Jeffrey Machine tooling, visit www.jeffreymachine.com.



STRENGTH. PRECISION. PEOPLE.

PROUDLY
MADE IN THE USA

That's what makes every drilling tool
Jeffrey Machine manufactures
the best in the industry.

NOW OPEN IN TEXAS

Visit our newest location in Euless.

**2214 W. Euless Blvd
Euless, TX 76040**

(The former Johnny Voss location)

James Bowen
Sales Representative

817-545-8677



**JEFFREY
MACHINE INC**
DRIVEN BY PRECISION

BETEK

3841 Industrial Drive • Birmingham, AL 35217
205.841.8600 • JeffreyMachine.com

KM INTERNATIONAL

Infrared Repair is Changing the Asphalt Repair Industry

For more than 30 years, infrared asphalt repair had steadily gained popularity as a preferred asphalt repair method for thousands of contractors throughout the United States, and KM International has been there every step of the way. KM International by no means invented infrared asphalt repair or infrared asphalt repair machines, but a combination of innovative thinking and extensive industry knowledge has catapulted KM International to the leader in the infrared asphalt equipment industry. KM International's top-of-the-line infrared asphalt heaters combine the age-old concept of infrared heat with today's automatic technology features, creating an infrared asphalt heater that is lightyears ahead of the competition.

Infrared repair is an alternative repair method to the traditional saw cut remove and replace and takes 1/3 the time and 1/3 the costs of traditional R&R. A KM International infrared unit paired with a KM hotbox is a turnkey business that two guys and a pickup could go out and realistically generate \$4-5K in revenue a day. The uses for infrared repair are virtually endless. In addition to the obvious typical asphalt repairs, infrared can be used to apply thermoplastic templates, reheat cold seams during new paving jobs, solve drainage issues in parking lots, and the list goes on and on.

What sets KM International infrared heaters apart? For starters, KM International's infrared units are the only units on the market to incorporate automatic heat cycling technology. Heat cycling technology means the infrared units heat the repair area for 45 seconds then shut down for 10 seconds in order to allow the infrared heat to absorb into the asphalt, drastically decreasing the likelihood of scorching the top layer of asphalt. Other units on the market are constantly throwing as many BTU's as they can at the asphalt, which results in super heating the surface and making the top 1/2-inch of asphalt unusable because it is burnt. Another unique safety feature KM international infrared units incorporate is automatic pilot ignition. Turning on a KM infrared unit is as easy as turning on the propane, turning the key, selecting your heating zones,

and pressing an ignition button. All other units on the market require the user to manually light the infrared panels with a handheld torch, which, as you can imagine, can be not only inconvenient but dangerous. One of the major factors that set KM Infrared units above the rest is the use of a 1-inch ceramic blanket as the infrared heating element. Most other infrared manufacturers use stainless steel tubing as the heating medium, which leaves cold spots through the heating area. By using a ceramic blanket, KM International infrared units create an even and consistent heat through the repair area.

At KM International, we understand that efficiency equals profitability, that's why KM infrared units are designed to be the most maneuverable and versatile on the market. Instead of mounting the infrared unit to a large truck or cumbersome trailer, KM International created a one-of-a-kind folding and unfolding design for its two larger infrareds (KM 4-40 and KM 4-48), and mounts four independent swivel casters on the unit to make maneuvering the unit fast and simple. All of KM's infrared units come equipped with individually controlled heating zones, allowing the

user to pick and choose which zones they would like to heat. KM's two smaller infrareds (LB 2-16 and KM 2-18X) are equipped with two independent heating zones and the two larger infrared units (KM 4-40 and KM 4-48) are equipped with four independent heating zones.

Over the past 5-7 years, the number of contractors moving away from traditional R&R and choosing infrared has almost tripled. After almost 30 years in the market, contractors have finally begun to think outside the box and have started to realize the benefits of using infrared asphalt repair. Contractors are consistently winning more bids by offering infrared repair, while maintaining, and most the time, increasing their profit margins.

KM International is not only in the industry to sell a superior product, it's here to offer the industry expertise and knowledge. Everyone at KM wants to see each and every one of its customer succeed using infrared repair. ■



KM INFRARED UNITS ARE DESIGNED TO BE THE MOST MANEUVERABLE AND VERSATILE ON THE MARKET.



Infrared Asphalt Repair Made Easy



LB 2-16



KM 2-18X



KM 4-40

“I’ve used units from other manufactures and there is NO comparison to yours”

**-Jeffery Scott
USA Striping**

Key Features

- Automatic Pilot Ignition
- Ceramic Heating Blanket
- Heat Cycling Technology

For tools and materials visit asphalttool.com



KOBELCO CONSTRUCTION MACHINERY USA INC.

Since 1930, KOBELCO has designed and built excavators to be the leaders in the industry, adding innovation to its machines at every turn. It's an attitude that led to the development of the first short rear swing excavators and the demolition machine with the longest reach in the world. It's also what inspired KOBELCO to think differently about how excavators could operate on the jobsite, designing exclusive features like independent travel and the ultra quiet iNDr cooling system.

KOBELCO is continuing its commitment to quality and innovation by building the strongest dealer network in North America and backing all machines with the best warranty in the business. And, the KOBELCO parts facility in Texas is being stocked with more than 42,000 line items ready to ship overnight.

A huge part of the company's commitment to its customers and the industry is bringing the manufacturing of KOBELCO excavators to the U.S. in 2016, thanks to a brand new assembly plant in South Carolina. With one eye on the future, KOBELCO is staying ahead of the competition and anticipating what the industry will need tomorrow.

Every new generation of KOBELCO excavators takes a step forward in power, productivity, and efficiency. With the Generation 10, KOBELCO has turned that step into a giant leap. To make things even better, many of these machines will be built at the new KOBELCO North American manufacturing facility in South Carolina.

MORE POWER, LESS FUEL

The newest lineup of KOBELCO machines boasts up to a 7 percent increase in work volume per hour, all while providing up to a 10 percent increase in fuel economy in S-mode and a further 6 percent increase in ECO-mode. Much of this boost in efficiency comes from a new hydraulic regeneration system, which aids the arm by reusing force generated by the boom

“THE NEXT EVOLUTION OF EXCAVATOR EFFICIENCY — THE GENERATION 10.”



to further minimize energy loss and ensure outstanding performance.

ECO-FRIENDLY OPERATION

The KOBELCO Generation 10 also conforms to the 2014 Tier 4 final exhaust system standards. The engine exhaust features a SCR system that converts nitrous oxide emissions into harmless nitrogen and water. This is combined with the post-exhaust gas treatment system that captures and disposes of particulate matter. Ultimately, the dual system decreases the release of nitrous oxide into the atmosphere by 88 percent.

RUGGED CONSTRUCTION

Transferring all that power into the job

required an enhanced attachment structure for Generation 10 excavators. Equipped with a higher boom foot cross-section, thicker arm foot base plate, and stronger foot bases, users can feel confident knowing they've got the power to lift the heaviest of loads and the rugged construction to stay safe while following through.

MASSIVE WARRANTY

KOBELCO builds its Tier 4 Final 2017 year models to such exacting specifications, that they've extended the level of standard coverage. All models from SK75 on up come with a full 3-year or 3,000 hours of comprehensive warranty standard right off the production line, including 3 full years of KOMEXS machine monitoring. That is serious protection for nearly every part of your excavator.

KOBELCO APP

Everything that existing and future KOBELCO customers want and need to know about KOBELCO products is only a touch away. The new KOBELCO app offers instant access to the latest machine specs, product information, dealer locations, model comparisons, and more. The KOBELCO app also boasts the ability to compare KOBELCO excavator models not only with one another, but with the models of other manufacturers.

Every job comes with its own set of challenges—anything from solid rock to tight spaces. That's why KOBELCO is constantly evolving to bring you machines that are ready to take on whatever you throw at them. KOBELCO is committed to staying ahead of the competition when it comes to innovation, adding new machines to its lineup, finding new ways to get even more power and efficiency out of existing machines, expanding its dealer network, and started building machines right here in the U.S.A. Once you operate a KOBELCO excavator, you'll know they

BUILT FOR FUEL ECONOMY.

- ~ 16% INCREASE IN ECONOMY
- 7% INCREASE IN WORK VOLUME
- THREE EFFICIENCY MODES

MORE POWER. LESS FUEL.

With KOBELCO excavators, you get best-in-class fuel economy every time you fire up the engine – no matter how tough the job. With our latest Generation 10 machines, we're taking that efficiency to a whole new level. These new machines now boast up to a 7% increase in work volume per hour while also providing up to a 10% increase in fuel efficiency in S-mode and an additional 6% in ECO-mode. Put one to work on your next job and add some serious power to your bottom line.

S S-mode	E ECO-mode
Approximately 10% increase	Approximately 16% increase



MINI

SHORT RADIUS

CONVENTIONAL

KOBELCO

KOBELCO-USA.COM

LIFTING GEAR HIRE

When it comes to equipment needs, not every bridge or stretch of road is the same. Every road repair or bridge-building project is different and requires quality equipment and knowledgeable experts in the industry who know and are familiar with the type of challenges you face every day. That's why when it comes to finding equipment, you rent it from Lifting Gear Hire.

KNOW YOUR PROJECT

Depending on a variety of factors, such as scheduling, weather, and ground conditions, each type of road or bridge project will likely need different equipment, capacities, power requirements, etc.

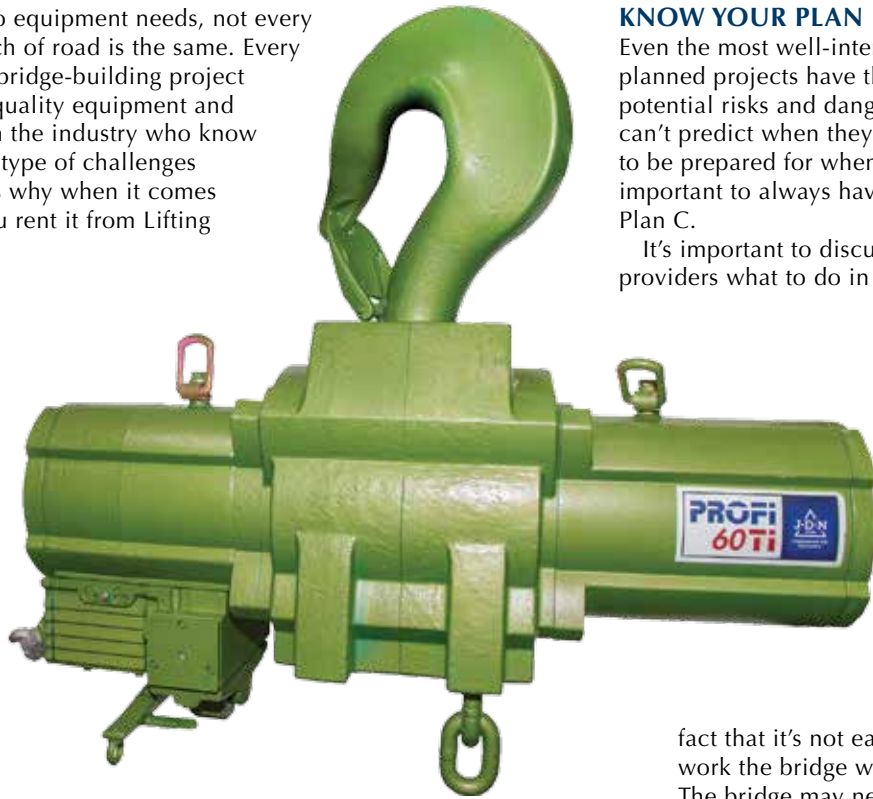
As a contractor, it's your job to create the means and methods of the job in order to reach the project's conclusion. Once you've created a method, the challenge becomes creating an equipment list, tracking the equipment down, locating vendors/manufacturers, coordinating with schedules of delivery, and then becoming familiar with the basics of equipment operation. For example, it's easy to think that the basic operating principles of a hydraulic jack include simple ups and downs. However, this is not the case. You're dealing with an incredible amount of force and if it's not level and plum, bad things can happen.

KNOW YOUR EQUIPMENT

When it comes to building bridges or repairing roads, knowing how to maintain or service the equipment onsite if something should go awry is paramount. Contractors have a lot of expenses to begin with and most of them can't be sacrificed. Hard materials and labor costs along with safety are not negotiable.

KNOW YOUR POWER

In fact, one of the most common things people skimp on is the amount of power your equipment calls for, but when the equipment fails to operate properly, it is then realized power is not an expendable. If the wrong equipment is obtained or the right quantity is not received—like a smaller or weaker modular spreader beam—it could all end in disaster.



WITH LIFTING GEAR HIRE, YOU'RE RENTING EXPERTISE; YOU'RE RENTING SAFETY.

KNOW YOUR PLAN

Even the most well-intentioned and well-planned projects have the possibility of potential risks and dangers. Although you can't predict when they'll happen, you need to be prepared for when they do. So, it's important to always have a Plan B and a Plan C.

It's important to discuss with equipment providers what to do in the event things

go wrong. Obviously, you'll want to ensure that Plan A is working, but if not, you'll want to have secondary plans in place just in case.

Bridges are not the easiest of projects and that notion stems from the

fact that it's not easy to predict what work the bridge will ultimately need. The bridge may need new piers or it might need some drilling. The ground conditions may be different or have changed since the beginning of the project. The environment and atmospheric conditions are also key considerations. If you're working in an environment such as Nova Scotia, it's going to be colder and be harsher on the equipment. If you're in Miami where it's dry, it could have a different effect on the equipment, similarly.

KNOW LIFTING GEAR HIRE

The point is there are too many factors for one team to consider alone. That's why when you rent Lifting Gear Hire, you're renting more than just tested and inspected equipment. You're renting expertise. You're renting safety. With Lifting Gear Hire, our many years of expertise and experience can help you get the job done safely, on time, and on budget. LGH's lifting equipment is up to any challenge, whatever the conditions or level of difficulty. We offer a wide range of equipment in varying capacities to meet virtually any lifting or rigging need. With over 60,000 pieces of tested and inspected equipment and a highly-trained staff of rigging and lifting experts, you'll never have to worry about not having the right equipment or the right quantity or the right power requirements again. Each piece of equipment is customized for your project's specifications, so you can focus on your project. ■



Hoisting | Pulling | Jacking | Rigging | Material Handling | Safety

rent safety.

LIFTING EQUIPMENT RENTAL SPECIALISTS



Don't leave safety to chance, start renting your tools from the single largest organization devoted exclusively to the rental of hoisting and lifting equipment – Lifting Gear Hire.

At LGH, we promise to provide:

- ✓ Safe & Ready-to-Use Equipment
- ✓ A Fully Stocked Warehouse Near Your Job-Site
- ✓ Local Rental Representatives To Guide You
- ✓ A Variety of Equipment With Over 50,000 Pieces!



**Get a FREE equipment rental quote,
call us at (800) 878-7305.**



Lifting Gear Hire

Lifting Equipment Rental Specialists

(800) 878-7305 | www.lgh-usa.com/mcs-rentals@lgh-usa.com

LIGCHINE INTERNATIONAL

ScreedSaver MAX PRO

Ligchine International, the world-leader in laser guided boom screed manufacturing, has expanded their fleet of award winning laser guided screed machines for 2017 with the introduction of another large-line screed: ScreedSaver MAX PRO.

The new MAX PRO sits 6 ft, 4 inches wide, 14 ft, 5 inches in length (when fully retracted), and 4 ft, 6 inches in height when in a transport position. With the screed head, the MAX PRO weighs just under 5,200 lbs., maintaining one of Ligchine's most valued attributes of being able to transport the machine with a pickup truck and trailer.

Like the original ScreedSaver MAX, The MAX PRO features a 16 ft boom reach and a standard Superflat screed head width of 12 ft, 6 inches, allowing for 200 sq. ft. of coverage per screed pass and screeding rates of up to 7,000 sq. ft. per hour. It is also a front wheel drive and rear wheel steer machine.

All of Ligchine's classic features have been included onto the new ScreedSaver MAX PRO: wireless remote control operation; fully automatic screeding; standard 2D laser control for flat or sloped slabs; optional 3D GPS control for paving applications; ability to haul with a pickup truck and trailer; and FF/FL numbers that can only be achieved with a boom operated screed.

The ScreedSaver MAX PRO compares to Ligchine's original ScreedSaver MAX in terms of relative size, hood shape, drive type, and screeding production rates, but that is where the similarities end. Like the ScreedSaver BOSS 240, the MAX PRO features a hydraulically powered, 360-degree pivoting undercarriage assembly. The upper boom frame and the lower drive frame are able to independently pivot 360-degrees, allowing the operator the ability to screed in any direction or drive the machine in a "zero turn" fashion by rotating the undercarriage when on the downriggers. The MAX PRO and BOSS 240 are the only production screeds offered in the world with this unrivaled navigation capabilities.

Ligchine also chose to the power MAX PRO with a proven Kubota diesel engine. The MAX PRO comes with a 3-cylinder Kubota D903 diesel rated at 24.8 hp that is Tier 4 Final

compliant. A 7-inch touch screen Parker MD4 display offers continuous hydraulic, electronic, power, and diagnostic status to the operator. Automatic idle control and wireless remote engine control make this screed the most fuel efficient diesel model produced from Ligchine International.

The ScreedSaver MAX PRO shares many additional advancements and features from Ligchine's mega Screedsaver BOSS 240, which was introduced in 2016.

Like the BOSS 240, the hood was redesigned incorporating access compartments for the engine, electronics, and master hydraulic components.

Additionally, an LED lighting system is included that provides high intensity front lighting for safety and visibility in low light conditions or jobsites.

Ligchine offers two choices for screed heads on the MAX PRO (and every Ligchine model): a standard screed head and a paver screed head. Both options have been redesigned this year for strength, ease of transporting, and provide a wider array of simple screed head adjustments for varying aggregate type.

The MAX PRO comes equipped with the industry's first screed head mounted concrete additive spray

system. The MAX PRO includes an on-board concrete additive holding tank with a spray system pump that feeds the stainless steel spray bar. The entire system is activated automatically based on screed head and boom position during screeding.

The ScreedSaver MAX PRO comes ready to screed flat, single slope, and dual slope slabs direct from the factory. You can use the machine with any quality laser transmitter. Ligchine International has partnered with Topcon Positioning to offer two 3D packages for contoured concrete paving: Millimeter GPS (satellite) and LPS (robotic).

In terms of production capability, the MAX PRO compares to competitor's boom-operated screeds, but is offered at a fraction of their cost making the MAX PRO (and other Ligchine screeds) the best "Return on Investment" model in the industry.

Contact Ligchine International for current pricing and availability at 812.903.4500, or visit us on the web at www.ligchine.com, or Facebook at www.facebook.com/ligchine. ■



GPS (Satellite Guidance)



LPS (Robotic Guidance)



**THE ONLY COMPANY TO OFFER YOU
THE CHOICE OF 3D SYSTEMS!**



Two options for 3D Concrete Paving Control:

GPS (Satellite Guidance)

OR

LPS (Robotic Guidance)

Featuring  **TOPCON Positioning**

Our 3D systems cover every possibility from low cost entry to the contractor just getting started in 3D concrete screeding to total site management of earth moving machines and concrete machines simultaneously from one system.

Ligchine International and **Topcon Positioning Solutions** have spent years engineering our 3D systems to include the values that you will appreciate the most. Our systems can be easily transferred between your **ScreedSaver** machine and a vast number of other machines in your fleet requiring 3D capability.

You also receive the full technical service support of two world class organizations working together to ensure your system is optimized at all times. Best of all, we've designed the systems to use numerous "common components" which allows you to switch back and forth between GPS and LPS as desired.



Ligchine International | www.ligchine.com | (812) 903-4500 | sales@ligchine.com



ON CENTER SOFTWARE

On Center Software is the construction industry's leader in developing software and training for AEC professionals for over 28 years. Located in The Woodlands, Texas, our mission is to transform estimating, takeoff, labor, and materials tracking management with easy-to-use software solutions that win bids and help manage profitable projects. Many of On Center's employees, including the President Angelo Castelli, were former contractors and project managers.

On Center Software applications include Oasis Takeoff® and Oasis FieldCenter®, On-Screen Takeoff®, Quick Bid®, and Digital Production Control®. Clients in the United States, Canada, Australia, New Zealand, United Kingdom, South Africa, and some 60 other countries use On Center Software's trusted solutions.

DIGITAL TAKEOFFS ARE BLAZING FAST.

On-Screen Takeoff (OST) is the market leader in advanced, digital takeoff software that features easy navigation that follows proven takeoff methods, but much faster. It is so much quicker to do takeoffs with On Center's OST than one-size-fits-all apps, and laps manual takeoff in speed and accuracy. View digital plans, PDFs, and CAD files onscreen, and perform precise takeoffs on a desktop computer screen. Highlight, measure, and record with the speed of a mouse. OST follows the estimator's process, "if it's colored, you know it's counted." Linear footage, areas, and counts are

automatically collected with a simple click and drag of the mouse. Real time recording saves hours of back and forth from plans to a notebook or Excel workbook.

OST has an innovative overlay tool that lets you compare two drawings electronically with overlays. And it helps you handle change orders, hundreds of them. You can't rely on eyeballing revisions on a new set of paper plans with the previous set, side by side. With OST, you can instantly identify changes on one screen. The overlay shows the old specs in red, new structures and specifications are in blue. Everything in gray means no change.

Summaries are automatically built in real time when you use your mouse for takeoff. The latest releases of OST added some new enhancements including the multi-condition takeoff. In the past, contractors had to takeoff walls, ceilings, floors, and trims separately. With this new feature, an estimator easily does the takeoff on all the objects simultaneously and the program automatically allots the quantities to each condition without any further interaction from the estimator.

OST integrates with Excel and special products such as Benchmark Estimating Software. Export your quantities and costs into Excel or build cost estimates fast with Quick Bid (compatible with 14 accounting systems.)

- Use the customizable layer database to create a layer once and save it for future use
- Compatible with the most common digital file formats including TIF, DWG, BMP, and PDF

- Calculate for length, area, volume, area with slope, and surface area
- Load multiple drawings at one time for quick access
- Use hot links to pull up details, spec sheets, or photos

ACCURATE, FAST, AND FURIOUS ESTIMATING.

Quick Bid will slice your estimating to a fraction of the time it takes with paper plans, markers and a 10-key. Digital automation radically reduces human error such as duplications and keystroke errors. Get on-the-spot pricing from vendors with eQuote. Build a database based on current prices from suppliers. Quick Bid is integrated with On-Screen Takeoff and 14 accounting systems in addition to Excel.

THE CLOUD-BASED OASIS PLATFORM IS THE MOST ADVANCED SYSTEM FOR MOBILE CONSTRUCTION MANAGEMENT.

Oasis Takeoff and Oasis FieldCenter, are On Center's cloud-enabled platform designed to support the construction project lifecycle: Design, Engineer, Build, and Operate. Everyone within your organization will have the ability to access project plans, change orders and issues and be able to collaborate—anywhere, anytime. ■

For more information, or a free demo, call 866.627.6246, or visit www.oncenter.com.



Where'd the Wall Go?



Missing a Small Detail Can Cost You Big Time

Searching through drawings for revisions is a contractor's version of "Where's Waldo?" Your profit depends on diligently tracking plan revisions or your crew gets walloped with days of rework on your dime, simply because a wall went from 20' x 10' to 10' x 12'.

It's time to go digital with the industry's No. 1 solution, On-Screen Takeoff®. Instantly spot conflicts and details of changes with On-Screen Takeoff's powerful color-coded overlay feature. The digital plans show you exactly what is new in blue and what is old in red. Hours of comparing paper plans are eliminated with this advanced, easy-to-use software.

 On-Screen Takeoff®

**Get a Free Trial
of On-Screen
Takeoff today**

on.center/freetrial

 On Center
SOFTWARE

866-627-6246

OZTEC

BP-50a Gas-Powered Backpack

In business more than 50 years, Oztec has been working with and listening to the concrete industries' unique and demanding requirements. Oztec responded with the design and development of several innovative products and a reputation of job-proven durability and superior performance.

Oztec BP-50a Gas-Powered Backpack

The Oztec Backpack has evolved into one of the most rugged and reliable units on the market. Equipped with a dependable Honda engine and coupled to the "speed-up" transmission, vibrator heads develop 12,000 vpm and never drop below 10,000 vpm even in the heaviest low slump concrete loads.



Quick Disconnect feature allows shaft removal from both gas and electric power units with the twist of a lever - no tools required.

Rotary throttle sets proper engine speed to ensure good consolidation and eliminates operator error.

Oztec's patented RubberHead® protects epoxy coated rebar and produces superior consolidation with a better cosmetic finish.

All Oztec gas power units including electric power units come standard with the Quick Disconnect "QD" system allowing immediate changing of shafts and heads on the jobsite—no tools required.

contact with the entire length of the vibrator head. It became immediately apparent that the RubberHead also produced superior consolidation. The RubberHead generates uniform vibrations from its entire length eliminating voids and producing a better cosmetic finish. The product is available in eight sizes including one designed for slabs.



A main feature of the BP-50a is a patented and totally enclosed rotary throttle, which prevents wet cement from clogging the mechanism. The rotary throttle has been specifically designed and engineered to eliminate the operator's variable setting of the engine speed. This feature will ensure that the unit will consistently produce the proper vibrations per minute resulting in optimum concrete consolidation. A clog-preventing kill switch is also conveniently located on the same handle.

A WINNING COMBINATION FOR SUPERIOR CONSOLIDATION IS THE OZTEC BP-50A AND PATENTED RUBBERHEAD®.

The patented Oztec RubberHead®, originally developed to protect-epoxy coated rebar displayed other significant advantages. The RubberHead, designed with large openings, allow wet concrete to cool the inner shell while acting as suction cups keeping the concrete in



Smooth type vibrator shows vibration pattern mainly at front end of head.

Other smooth vibrator heads on the market today, when lowered into a relatively stiff concrete batch, drills a hole with its front end pushing the concrete away faster than it can return. This result in shock waves produced mostly from the vibrator's front end and less than adequate consolidation and possible voids. ■



Quick Release System



RubberHead with rings shows uniform vibration pattern entire length of head.

Oztec Industries, Inc.
65 Channel Drive
Port Washington, NY 11050
800.533.9055 • 516.883.8857
www.oztec.com



Consolidation Perfection ...Begins Here!

***OZTEC's job-proven concrete vibrating and ceiling grinding equipment
...Designed to meet the extreme demands of the concrete industry!***

***See Oztec's full line of
concrete vibrating equipment
and concrete grinders on our
web site: www.oztec.com***



Oztec Industries, Inc. Tel: 1.800.533.9055 . 1.516.883.8857

OZTEC
Concrete Vibrating Equipment

SOMERO ENTERPRISES

Founded in 1986, Somero Enterprises revolutionized the concrete with the invention of the Laser Screed® machine, raising the standards for building and quality across the industry. Now with 14 different product offerings, Somero® helps customers all over the world pour high-quality floors faster and flatter than they ever have before, with the added benefit of substantial labor savings.



model offers 360-degree machine rotation, a 20 ft (6 m) boom reach, and a single-touch stabilizer control. The optional Roller is positioned at the bottom of the plow, which allows the cream to rise to the top while pushing down larger aggregates and fiber. This allows the operator to seal the concrete in a single pass, especially useful when dealing with very low slumps, large aggregate, or fibers.



SP-16 LINE PULLING & PLACEMENT SYSTEM

If you want to make using concrete pump hoses an even more efficient process, you need the SP-16 Line-Pulling and -Placing System. These remote-controlled hose-handlers are packed with powerful engines and load-sensing variable-displacement hydraulics that move lines with ease. Besides being the nimblest option on the market, these machines are sure to enhance productivity, create labor savings, and reduce the risk of injury that comes with moving pump hoses by hand.

As you may know, Somero developed hose pulling technology when we designed and launched our “Hose Hog” product over a decade ago in 2006. Ever since that time, we’ve continued to work on finding ways to improve this initial design—which led to the creation of this powerful team. Knock out your competition by investing in the SP-16’s for your next project.

SP-16 Features and Benefits:

- Placing boom accurately places concrete where you need it
- Effectively handles 40-60 ft or more of 5-inch hose with ease
- Remote-control operation utilizes simple AA batteries
- Intelligent Steering adjusts steering angle to prevent stress and damage to components
- Steering capabilities include two-wheel, four-wheel, and crab-style options
- Load-sensing variable-displacement hydraulics provides optimal power
- Return-to-center steering automatically realigns wheels
- Conveniences include LED work lights, tie-down points for transport, and various clamping locations
- Jobsite safety is increased

We provide several machine options to meet your needs, including: head size, roller plow, extra storage, engine, and the Somero Floor Levelness System®. The first technology of its kind, the Somero Floor Levelness System will monitor Laser Screed machine performance and reports alert percentages of any issues. This helps keep operators and machines fine-tuned and ready for tough jobs.

S-22E Features and Benefits:

- Improved floor quality
- Full color soft touch LCD display with integrated diagnosis
- Somero Floor Levelness System®(optional)
- Column-Block Protection
- OASIS Laser Control System
- 360-degree Machine Rotation with 2-wheel, 4-Wheel, and Crab Steering
- Somero Quick GradeSet System™
- Hydraulic oil pre-heater
- Heated seat, hand, and foot areas
- Automatic throttle
- Automatic soft landing
- Programmable Quick Pass
- Compatible with the 3-D Profiler System®



S-22E LASER SCREED® MACHINE

Somero’s S-22E is the most technologically advanced Laser Screed® model available in the world. It allows you to choose from several options that allow us to build the machine necessary to meet your unique needs. This

Focused on providing quality products and unmatched customer service, Somero Enterprises is passionate about their customer’s success. ■

For more information, call 239.210.6519, or visit www.somero.com.

THE FIRST AND THE FUTURE



INDUSTRY-LEADING CONCRETE-LEVELING EQUIPMENT

Founded on innovation. Made in America.
Committed to kicking ass. So you can lay
concrete faster, flatter, and with fewer people.

Get it done. Get a Somero.®

SOMERO
ENTERPRISES, INC

WWW.SOMERO.COM

TOPCON SOLUTIONS STORE

Since its inception in 2016, Topcon Solutions Store continues to grow throughout North America. With eleven locations spanning from Kansas to Maine and more than 100 years of combined industry experience, Topcon Solutions Store is a leader in advanced technologies and products. Comprised of six independent dealers, our retail business model includes Positioning Solutions Company (PSC); Bunce Positioning Systems; New England Positioning Systems (NEPS); Mid-Atlantic Positioning Systems (MAPS); Productivity Products and Services Inc; and our latest addition, Griner & Schmitz Inc.

With a diverse product line from Aerial Mapping to jobsite site management tools, Topcon Solutions Store is your total solution. We pride ourselves on customer support and satisfaction. With an experienced and knowledgeable team, we can take your business to the next level. We provide the most cutting edge technology in the industry and keep our customers up-to-date on all technological advancements in Agriculture, Construction, Survey, Geopositioning, and Aerial Mapping.

GPS TECHNOLOGY IMPROVING PROGRESS AND ACCURACY

Pierce Builders out of Granby, Connecticut, utilized Topcon's GPS technology on their latest Oakridge Dairy project. Saving time and money, the Topcon GR-5 base/rover laid out the drainage and utilities installed at the dairy. Offering automatic topography, the rover could take elevation shots and operators could monitor progress to determine what additional materials would be needed. By pairing the base/rover with a 3D-MC dozer, Pierce could grade and shape the manure lagoon without staking or surveying. With fewer passes needed to reach the desired elevation, Topcon's 3D-MC can double production time thus further improving progress and time management.

YOUR HYBRID SOLUTION

Topcon's new hybrid positioning solution will improve your workflow and make gathering measurements easier and more efficient. The Elite Survey Suite



Pierce Builders out of Granby, Connecticut.



combines the tracking speed of the GT Series robotic total station, and TILT™ leveling in the HiPer HR GNSS receiver, which allows you to capture each point quicker. Interfacing with the new, larger FC-5000, with improved communication range, will allow for fewer steps and a clearer controller view. Utilizing the MAGNET Field 4 will streamline your most-used routines and assure easy data connection from your office to the field. Whether you use Autodesk, Bentley or Topcon, this software will make integration seamless.

SIRUS PRO FLYING HIGH IN CHILE

Topcon Solutions Store continues to be recognized as a major provider in the UAV market. We offer cutting edge product lines from industry leaders such as Topcon Positioning Systems. Recently, our senior UAV specialist, Simeon Kateliev, took a trip to Northern Chile to train Quebrada Blanca – Teck, a customer based in Región de Tarapacá, Chile. Teck needed a UAV that could withstand an altitude of 15,000 ft with consistent winds over 40 mph in the Atacama Desert. Terry McDonald, PLS, PMP, of Teck felt that they made the right choice with Topcon's SIRIUS Pro.

"The training was excellent and was really first class and would recommend to anybody. The Sirius UAV is really quite remarkable. We have very difficult



conditions here and it flew very well. I have no doubt that I made the right decision on the Sirius and Topcon Solutions. Thanks to your organization for their efforts to get this done," says McDonald. Topcon's SIRIUS Pro could create high density and precision data regardless of the extreme weather conditions and uniform sand texture. Topcon Solutions Store and the SIRIUS Pro was Teck's ideal solution.

FULL SERVICE AND SUPPORT SOLUTION

We are a unique dealer because each of our locations offer a full-service center and is home to Topcon Warranty Repairs. We service all major brands and offer a full rental line so you can remain in production while your technology is being serviced. Our mission is to exceed the expectations of our customers, while providing innovative solutions and industry leading customer service and support. ■

Visit our site at topconsolutions.com or contact us at 855.289.1772 for more information on how we can offer you the total solution.

YOUR **TOTAL** SOLUTION



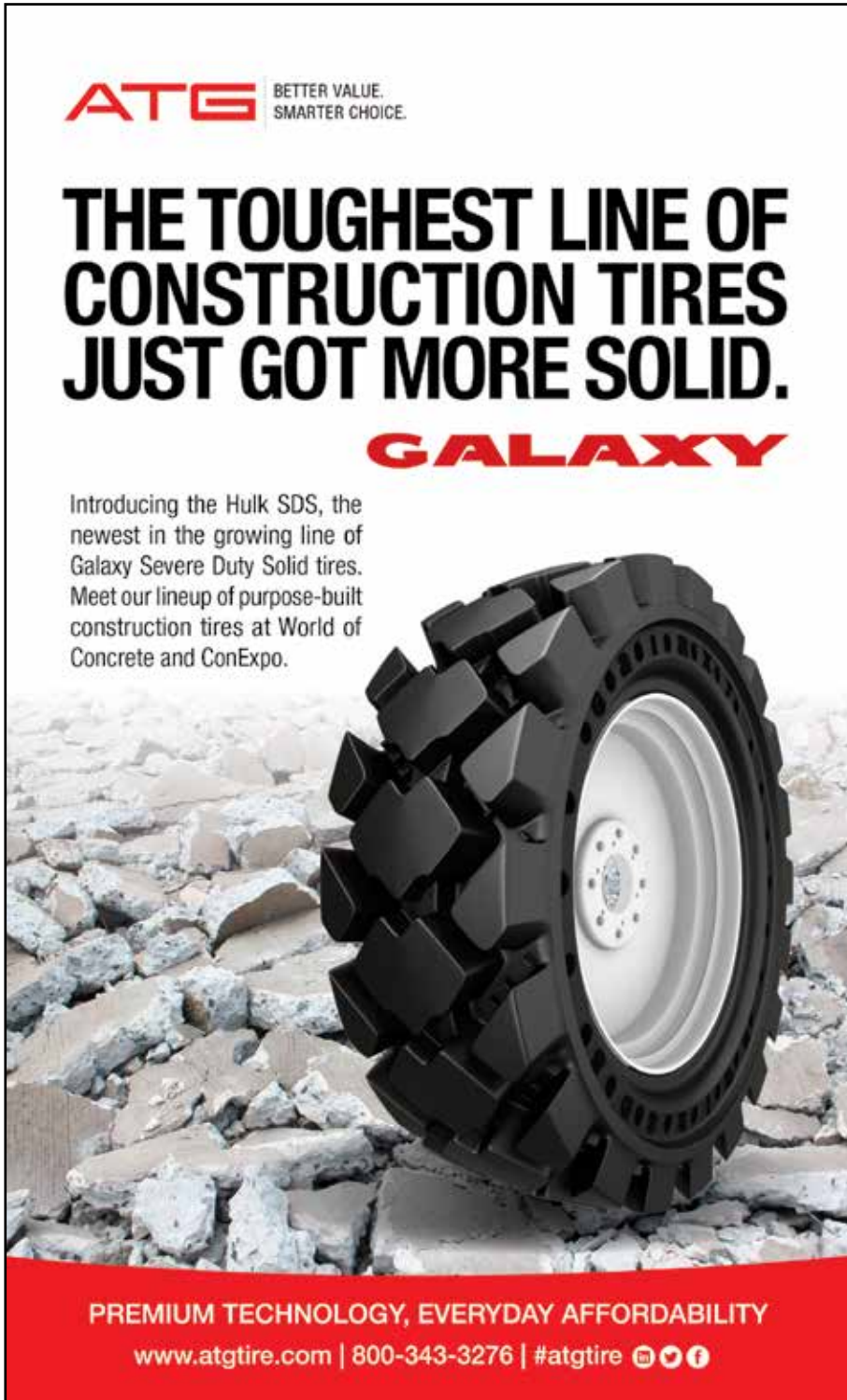
PLANNING > SURVEY > DESIGN > LAYOUT > EXECUTION > INSPECTION

Every type of project, any size company, any application — We have a complete selection of precision measurement and positioning solutions to meet your needs.

Contact your local Topcon solutions professional for more information.

ALLIANCE TIRE GROUP

Galaxy SDS Tire Line Delivers Solid Choices



ATG BETTER VALUE. SMARTER CHOICE.

THE TOUGHEST LINE OF CONSTRUCTION TIRES JUST GOT MORE SOLID.

GALAXY

Introducing the Hulk SDS, the newest in the growing line of Galaxy Severe Duty Solid tires. Meet our lineup of purpose-built construction tires at World of Concrete and ConExpo.

PREMIUM TECHNOLOGY, EVERYDAY AFFORDABILITY
www.atgtire.com | 800-343-3276 | #atgtire

The growing line of Galaxy Severe Duty Solid (SDS) tires keeps construction crews on the go on any jobsite. Impervious to punctures, resistant to chunking, and long-wearing on pavement, Galaxy SDS solid tires minimize downtime and maximize productivity.

What's more is that Galaxy delivers a wide range of solid tire options to match the challenges you and your team face at tough jobsites, including:

- The Galaxy Hulk SDS, with massive block tread for long service life and smooth operation on pavement—but enough traction to transition from the road to the dirt and back again.
- The Galaxy Beefy Baby SDS, a solid version of our gold-standard skid steer tire, with high-traction bar tread and aggressive shoulders for grip in soil and mud.
- The Galaxy LHD 500 SDS, a solid version of the classic large lug traction pattern, with deep shoulder grooves and a flat tread radius for even, long-lasting wear.
- The Galaxy Yardmaster SDS, with three-stage construction that adds driver a comfort cushion layer to the outstanding stability and long performance of the tire.

All Galaxy SDS solids are optimized with scrub-resistant rubber formula that extends the service life of the tire—years between tire replacements, in many cases—and rugged steel wire bead bundles to maintain a great grip on the rim. Most are available with or without apertures.

Galaxy solids are a prime choice in rock quarries, scrap metal yards, recycling facilities, warehouses, and farms around the world—some of the toughest environments a tire can face. That's why the Galaxy SDS series is purpose-built to handle the toughest construction site you can tackle.

For more information on the Galaxy SDS solids line or any Alliance Tire Group (ATG) tire, visit www.atgtire.com or contact your tire dealer. ■

THE CALDWELL GROUP, INC.

Barrier Grabs—The Reliable Solution to Get the Job Done

Caldwell's innovative Concrete Barrier Grab quickly places and easily removes concrete barriers—completely hands free! The pressure grip design eliminates man-hours spent attaching chains, increasing overall efficiency and reducing damage to barriers.

Compact and rugged, the Barrier Grab is available in capacities from 8,500 lbs. to 14,500 lbs. and handles barriers with a range of 6–12 inches nominal width at the top. The barrier grab has a stainless steel auto latch along with adjustable handles and replaceable polyurethane pads.

With our extending kits, you can handle barriers up to 40 ft in length and capacities ranging from 17,000–29,000 lbs. Our low headroom lifting beam supports dual grabs to handle barriers with added speed and stability. Lifters conform to ASME B30.20 standards.


PRODUCT FEATURES AND BENEFITS:

- Handles concrete barriers from 6–12 inches nominal width at the top of the barrier.
- Stainless steel Auto-Latch mounting insures proper alignment.
- Locating assembly orientates tong on barrier without operator intervention.
- Gripping pads pivot to conform with the load.
- Replaceable polyurethane pads protect barrier.
- Alloy steel dog point pads bite into painted barrier surfaces (typical in coastal areas).
- Centering guide to properly center grab over barrier for a level lift.
- Lifting eye allows for easy hook attachment.
- Designed and manufactured to ASME B30.20, BTH-1, design category B, service class 3. ■

**OUR INNOVATION
WILL MOVE YOU!**

caldwellinc.com

EXPERIENCE. QUALITY. SOLUTIONS.

Watch The Video 

Dura-Lite™ Composite Lifting Beam


Dura-Lite™ Composite Adjustable Lifting Beam

Dura-Lite™ Composite Spreader Beam

Reel Lifter

Rig-Release®


Barrier Grab

Watch The Video 

Beam End Fittings & Pipe Coupler System

Beam Grab

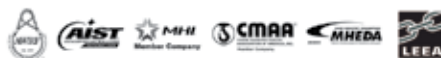
Adjustable Lifting Grab

Watch The Video 

The Reliable Solutions To Get The Job Done

Caldwell provides the broadest range of ASME compliant lifting solutions in the industry. Our large range of equipment satisfies many different lifting applications, all with the economy of a standard product. At the same time our engineers offer innovative, custom designed solutions to meet your specific lifting challenges.

www.caldwellinc.com or 800-628-4263



The Caldwell Group, Inc.

4080 Logistics Prky. Rockford, IL 61109 • 815.229.5667 • caldwellinc.com

DIAMOND ROLL-UP DOOR, INC.

All Your Roll-up Door Needs

Diamond has a roll-up door solution for almost any vehicle application you are looking for. Under the Diamond brand, we provide wood, composite, and aluminum panel doors for overhead applications. Under the Dover brand, we provide aluminum roller shutters that coil overhead. The overhead panel doors have been used extensively in the box truck industry for quick dock access when making multiple deliveries.

While the aluminum shutter doors are not widely used in the U.S. work truck industry, they will become more and more popular as they have in the U.S. fire/emergency vehicle industry. Aluminum shutter doors provide a safer, easier, lighter, and less expensive compartment access system than traditional swing doors. The quick access of parts, and ability to easily



replace components of the door, will make repair much simpler and have the vehicle back in service quicker. If a vehicle is not in service, it is not making money.

For the manufacturers, we can design and draw our doors into your vehicles using 3D SolidWorks. For the individuals, we can help you design a solution to make your work easier and safer. Do not hesitate to

contact us with roll-up door questions and specify roll-up doors on your next vehicle. Don't take no for an answer. ■

Find out more about Diamond Roll Up Door, Inc., visit www.diamonddoor.com. For more on Dover Roller Shutters, visit www.doverrollershutters.com. Get the latest news and info at www.facebook.com/diamonddoor.



ONE COMPANY Multiple Solutions

- CUSTOM 3D DESIGN
- DRYFREIGHT PANEL DOORS
- ALUMINUM SHUTTER DOORS
- WOOD, COMPOSITE AND ALUMINUM PANELS



~ Specify for Success, Access & Cost ~
CALL 419.294.3373

DOVER
Roller Shutters



DIAMOND ROLL-UP DOOR, INC.



www.diamonddoor.com

419.294.3373

www.doverrollershutters.com

E2 SYSTEMS, LLC

Portable Modular Conveyor-Material Placer

The award-winning Portable Modular Conveyor-Material Placer is a tool to aid in placing concrete in road grades in front of a slip-form paver.

E2 Systems, LLC, has designed, developed, patented, and is manufacturing the Material Placer that easily attaches to most front-end wheel loaders with integrated tool capabilities, utilizing standard coupling systems. The concept is simple; the design is complex. The conveyor is a designed, built, and tested machine with the contractor in mind.



The conveyor can handle various materials and place them with accuracy to a designated work area 90 degrees from the delivery path, allowing for a variety of vertical and horizontal conditions.

Based on the simple need for all contractors, excavators, concrete, asphalt, landscapers, farmers, or quarry operators to efficiently deliver materials to a limited access work space, the Portable Modular Conveyor offers cost-effective solutions over alternative equipment.

At 8.5 ft wide and 21 ft long, it is easily transported as standard legal load. As an attachment, the conveyor can be folded to a 10 ft length to travel in a single lane of traffic. The conveyor frame can also be shifted 2 ft left or right from center to adapt to dumping needs or conditions. Coupler deck can easily be switched to accommodate different brand wheel loaders.

Visit www.materialplacer.com to see actual use of the equipment in a concrete paving application. We currently have units working in Michigan, Oklahoma, Iowa, and California. ■

E2 SYSTEMS, LLC.

Portable Modular Conveyor

21' x 8.5'
Non-Permit
Load

PRODUCTION PROVEN!

NEED TO MOVE CONCRETE, ASPHALT OR GRAVEL? THIS IS YOUR COST-EFFECTIVE SOLUTION!
Portable • Profitable • Productive • Proven
It will place Concrete, Aggregate, Asphalt, RCC, and more.
Fits all wheel loaders.

NEW 16' MODEL

IN USE IN 8 STATES & GROWING

**PORTABLE MODULAR CONVEYOR
MATERIAL PLACER
FRONT END WHEEL LOADER ATTACHMENT**

248-795-3000
info@materialplacer.com
www.materialplacer.com

f **You Tube** **in**

CONSTRUCTION INNOVATION FORUM
2015 NOVA Award

SPECIFIC APPLICATIONS ARE SUBJECT TO CHANGE WITHOUT NOTICE
Patent Number 8,038,590

EFFICIENCY PRODUCTION, INC.

Efficiency Production, Inc.—America’s Trench Box Builder—provides the widest selection of standard and custom trench shielding and shoring systems, including:

- Steel and Aluminum Trench Shields
- Steel Manhole Shields
- Build-A-Box™ Aluminum Modular Trench Shielding
- Hydraulic Shores, Rescue Shores, Hi-Clearance Shores, and Hydraulic Aluminum Shields

Additionally, Efficiency Production manufactures the country’s PREMIER Slide Rail System, supported by the manufacturer’s Special Operations Shoring Division; the nation’s most experienced team of Slide Rail experts and installers.

All products are P.E. certified to meet OSHA standards. Efficiency also supplies and services a full range of construction support equipment, such as:

- Stone Mizer™ Bedding Box Material Containers
- Porta-Tank™ Water-tank & Power-Spray System
- Road Plate
- Pipe Pullers
- Fall Protection
- Tire Mud Cleaners

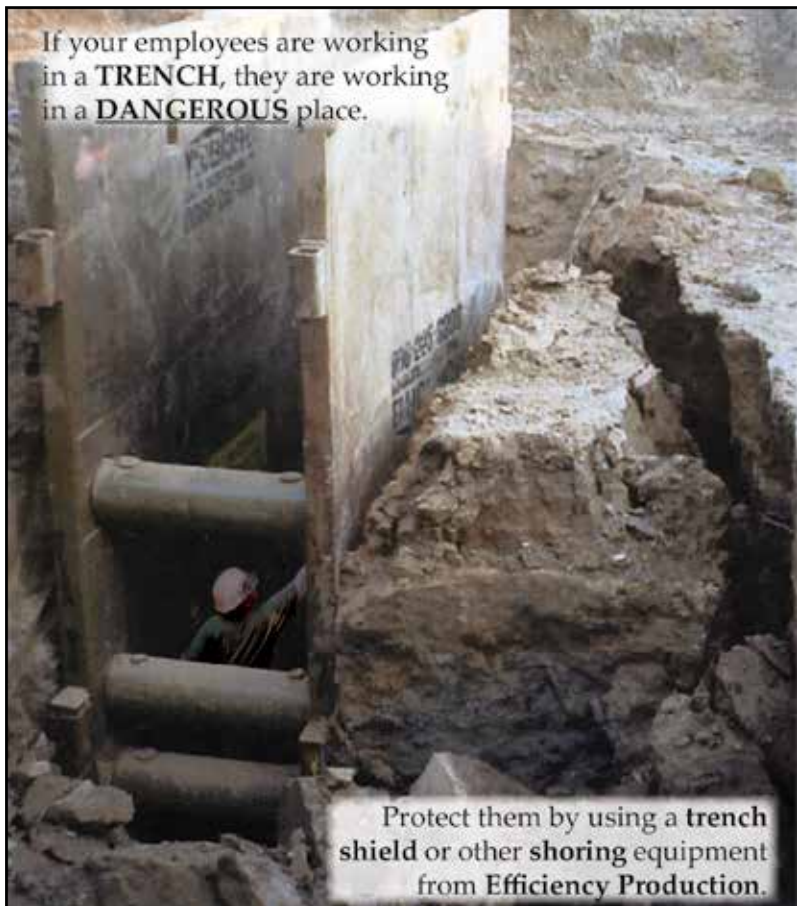
Efficiency also offers a full range of custom engineering. Engineering support from Efficiency includes pre-bid CAD system drawings; special application design for highly challenging jobsite conditions; sales, marketing and customer service support; and on-site installation assistance from the country’s foremost Slide Rail System and Trench Shielding Specialists.

Incorporated in 1971, EPI was the first shoring manufacturer to commercially manufacture and distribute trench shields in the United States and Canada. Since then, Efficiency has grown to be the leading manufacturer of trench shielding and shoring equipment.

With a staff of professional engineers, product specialists, and a state-of-the-art manufacturing facility, Efficiency provides products throughout the United States, Canada, South America, and many other parts of the world.

Efficiency Production, “America’s Trench Box Builder™,” provides the widest selection of standard and custom trench shielding and shoring systems. Efficiency’s versatile products are designed specifically for safe and cost effective installation of utility systems and infrastructure improvements. ■

For more information, visit www.encyciencyproduction.com.



EFFICIENCY
PRODUCTION, INC.
 America's Trench Box Builder™

Toll Free for your local dealer or
 Factory Direct Sales & Rentals

800-552-8800

www.encyciencyproduction.com



Trench Shields



Slide Rail System



Build-A-Box™



Hydraulic Shoring

EXPRESS BLOWER, INC.

Now Offering the New SKHD Model A Compact Skid Unit With EB Power

Express Blower® machines are the ultimate in pneumatic conveying systems, providing fast and precise blown on application of large quantities of aggregates, soil blends, compost, and mulches to distant or challenging areas. Now offering the new SKHD model with its relatively small footprint of 16.5 ft long and just over 7.5 ft wide, making it easy to maneuver in tight places, ready for onsite continuous loading. The SKHD is compact but with all the power of the Express Blower full-size, heavy-duty (or HD) models. The SKHD is perfect for green roofs or any project where there is onsite loading capabilities. It can be used with either EB proprietary blower hose or hard pipe or a combination of the two to increase distance and production. Not only will the SKHD and other Express Blower models add value to your business, but their versatility and productivity open markets and applications you may never have imagined—erosion control, green roofs, aggregate placement, playgrounds, landscaping—all while saving you time and labor.

Each Express Blower unit is manufactured to the highest quality standards, using only the most reliable and durable components. We continue to develop and refine our processes and equipment in order to meet the marketplaces' ever-changing needs. This approach of continually improving our product has led us to manufacture units that can place organic materials more than 30 stories high for green roof applications. When you work with Express Blower, Inc., you are working with the people who know blower trucks and their markets best. ■

For more information,
call 800.285.7227, or visit
www.expressblower.com.

GREEN ROOFS
EROSION CONTROL
BLANKETS & BERMS
TERRASEEDING®
LANDSCAPE MULCHING
& LAWN INSTALLS
PLAYGROUND
SAFETY SURFACES

Strength of Experience

For nearly two decades, erosion control and landscape contractors have counted on Express Blower machines to help them save time and labor, and to expand into markets previously unimaginable.

Join the EB family of companies. **Call us today.**

Express Blower

  800-285-7227
expressblower.com

Scan to go to our Facebook page!

Express Blower®, Terraseeding®, and the Express Blower design logo are trademarks of Express Blower, Inc.

LOAD TRAIL

Load Trail began as a small family owned business in July of 1996. It consisted of a single 38,000-square-foot manufacturing facility on a few acres. 20 years later, we have grown to over 420,000 square feet between our manufacturing facilities and 80+ acres with 14+ mechanized production lines and a fully equipped in-house fabrication shop. Recently, we're awarded "Fastest Growing Trailer Brand of the Year" for 2014 and 2015.

Trailer production began with enclosed trailers, transport trailers, and sport trailers. The staff consisted of only 31 employees and three Dodge duallies to deliver our entire product line. Today, Load Trail manufactures additional trailer models including goosenecks, car haulers, single axles, dumps, utilities,

landscapes, pintle hooks, hydraulic doves, and more. We have added a dedicated stacking bay for loading trailers on to drop decks with overhead crane systems.



Since inception, our dedicated staff peaked at over 500 employees in 2007 and we have implemented state-of-the-art technologies to help manage our data and communication needs. Load Trail started out with few resources, but has grown into a thriving business that will continue growing as the years pass.

Although we have grown, one thing will always stay the same: To us, you will always be number one. If you have any questions about our products, services, policies, or would like any further information, contact us at 903.783.3900, or email us any time at info@loadtrail.com. ■



BUILDING TRAILERS FOR THE LONG HAUL SINCE 1996



Tank Trailers



Carhaulers



Single Axle Utilities

NEW



Drop-N-Go Roll Off Dump



Low-Pro Deck Overs



Standard Deck Overs

NEW



Tilt-N-Go I-Beam Tilt Deck



Tandem Axle Utilities



Heavy Duty Deck Overs

www.loadtrail.com / 1-800-650-5194




Mi-T-M CORPORATION

New Mi-T-M Diesel Models Are a Perfect Fit in the Popular Industrial Product Line

Mi-T-M Corporation announces the release of two new diesel industrial units, a 30-gallon air compressor and a 30-gallon air compressor/generator combination unit. Designed for optimum performance and productivity, these models are perfect for commercial, industrial, and agriculture applications.

Both models are driven by a 9.1 hp Kohler KD420 diesel overhead valve engine with electric start and glow plugs for easy starting in cold temperatures. Also featured on both units is a 30-gallon powder-coated receiver tank that is ASME certified and a two-stage, cast iron compressor pump that supplies consistent high capacity air flow. A 3/16-inch baseplate reduces vibration.

The combination unit gives you two machines in one package for those applications that require both air and electrical power. Along with the two-stage air compressor, this unit features a 3,000 watt generator that can easily power equipment on large construction sites. Both 120 and 240 volt receptacles are standard on this unit.

Mi-T-M industrial equipment is designed to handle the most demanding applications. Both the diesel air compressor and diesel air compressor/generator combination comes with a 2-year pump exchange warranty and the Kohler engine comes with a 3-year warranty. ■

For more information on Mi-T-M Corporation's complete line of products and customer service support, visit www.mitm.com, or call 800.553.9053.



MIGHTY VERSATILE

NEW for 2017

30-Gallon Diesel Air Compressor/Generator Combination AG2-SKD9-30M - 15.7 CFM @ 175 PSI - 9.1 HP Kohler KD440 OHV diesel engine with electric start - 3000-watt generator Great for applications that require both electrical power and compressed air.	30-Gallon Diesel Air Compressor ABS-9KD-30H - 29 CFM @ 175 PSI - 9.1 HP Kohler KD440 OHV diesel engine with electric start High powered unit supplies consistent air flow required for commercial and industrial applications.
--	--

Mi-T-M also manufactures:
Cold & Hot Water Pressure Washers • Air Compressors
Portable Generators • Air Compressor/Generator Combinations
Air Compressor/Generator/Welder Combinations
Wet/Dry Vacuums • Jobsite Boxes • Portable Heaters
Water Pumps • Water Treatment Systems

Mi-T-M CORPORATION
800-553-9053
www.mitm.com

PELSUE

From our inception in 1963, the T.A. Pelsue Company has designed and manufactured high-quality equipment to improve the personnel efficiency and working conditions in various underground, confined, and outdoor areas.

Since our organization bears the family name in the actual title of the company, there is a great sense of reputation, care, and pride that is associated with everything we make. We believe it implies higher quality standards, greater consistency, shorter reaction time, and a superior level of service.

Now, in our second generation of family direction, continued commitment to innovation and quality makes Pelsue a leading source of equipment for many types of confined spaces. We specialize in safety, retrieval, fall arrest, ventilation, cable placing, splicing, and maintenance, both nationally and abroad.

Meeting the demands of our customers entails the pursuit of never-ending

improvement in product quality and business systems. We will continue to develop new products, improve our customer support systems, and do all that we can to support this goal.

Therefore, we will support total customer satisfaction by maintaining an ISO 9001 Quality Management System and providing the necessary atmosphere and training to nurture this concept throughout our organization. We will make every business decision as though the quality of the part or service provided was destined for our own or our family's use. We will always think Quality First.

NEW "FLOATING" MULTI-TENT SECTION

The NEW Pelsue "Floating" Multi-Tent features a special fabric that helps keep you cool by blocking out the sun's solar gain. This tent also has four roll-up sides that can be extended to shelter you from the sun, wind, rain, snow, or for when you just need extra privacy. Even attaches



to curved surfaces like the side of a pickup truck!

- Three separate joints allow tilting at any angle
- Suction cups can be secured to any smooth surface
- Visible low suction indicators provide you with a warning if a loss of suction is occurring
- Suction cups are able to tilt allowing you to attach it to curved surfaces like the side of a pickup or rail tank car ■

NEW "Floating" Multi-Tent

by **PELSUE**





The NEW Pelsue "Floating" Multi-Tent features a special fabric that helps keep you cooler by blocking out the sun's solar gain. This tent also has four roll-up sides that can be extended to shelter you from the sun, wind, rain, snow, or for when you just need extra privacy. Even attaches to curved surfaces like the side of a pickup truck!

- Three separate elbows allow tilting at any angle
- Suction cups can be secured to smooth surfaces
- Visible low suction indicators provide warning you if a loss of suction is occurring
- Suction cups are able to tilt allowing you to attach it to curved surfaces like the side of a pickup or rail tank car






POSEIDON BARGE, LTD


Customer needs + Poseidon innovation = P4-9 ISO Container Barge

Poseidon Barge, Ltd prides itself on listening to the needs of their customers, and then acting to fulfill those needs. International customers had been asking for a Portable Sectional Barge that was capable of shipping via standard shipping methods for rail, truck, and commercial container ships. The answer was the P4-9 ISO Container Barge.

Poseidon engineers designed a 40-ft x 8-ft x 9.5-ft sectional barge that reflects the exact dimensions of a high cube ISO container.

Standard ISO Containers Corner Brackets are used to enable the barge sections to be secured for shipment exactly in the same manner as the standard shipping container. This allows customers to move their fleet efficiently and affordably.

Poseidon Barge, Ltd manufactures the P4-9 ISO Container Barge in their 60,000-square-foot facility in Berne, Indiana. The P4-9 ISO Container Barge is a made to order item for purchase



for customers, and Poseidon is fielding orders now.

Poseidon rents and sells portable sectional barges in 4 ft, 5 ft, 7 ft, and 10 ft high models as well. Some models are compatible with other portable sectional barges in the market place. Poseidon offers accessories (spuds, pockets, hydraulic winches, and thrusters) for rent or purchase.

Poseidon Barge, Ltd has a full engineering team to work with customers to fulfill custom needs. Customer drawings can be used,

or Poseidon can work with the customer to allow for a smooth transition to the fabrication floor. State-of-the-art equipment and inspection processes are used to insure that all customer custom orders are built correctly and on time. ■

For more information, call 866.99.BARGE (22743), or visit www.poseidonbarge.com.

WHEN TOUGH IS WHAT YOU NEED!

Our patented roll form deck is rated at 20,000 psf; 4 times stronger than the competition!

Available in 5ft, 7ft, and 10ft high sections.

Distribution Locations:
Fort Wayne, IN
Belle Chasse, LA
Wilton, NY • Cocoa, FL
Plain, WI • Seattle, WA
Anderson, CA



Visit our website at www.poseidonbarge.com or call 866-99 BARGE today!



REDI HAUL TRAILERS, INC.

Fairmont Steel Products, Inc. now known as Redi Haul Trailers, Inc. was founded in 1969 by Clayton Leach. Fairmont Steel Products manufactured aircraft tow bars, concrete forms (used in pouring concrete for sidewalks, steps, and bridges), tractor cabs, and job shop metal fabrication in an 8,400-square-foot building.

In 1973, the company ventured into an entirely different product. They introduced to the agricultural market a Gooseneck Grain Trailer, which was under the trade name of Redi Haul. This trailer was the primary product until 1978 when diversification in the trailer market started taking place with the introduction of a line of Skidsteer Loader Trailers for the industrial and construction market. This line of trailers is known today as Equipment Transport Trailers.

In the late 70's, the company decided to expand the trailer line and soon became well known in every aspect of the trailer manufacturing business. They started building small utility trailers to sell to the rental industry, both national and independent rental stores. As expected sales increased and after seeing the demand grow for quality trailers, they concentrated on setting up dealers in the Midwest, (Minnesota, Wisconsin, Iowa, Illinois, South Dakota, and Nebraska).

With the "Redi Haul Trailer" becoming well known in the industry in September of 1981, Fairmont Steel Products, Inc.

changed its corporate name to Redi Haul Trailers, Inc. to better identify the company as a quality trailer manufacturer.

In 1984, the company completed an expansion project, combining the two plants under one roof. With the continued growth of the company, Redi Haul Trailers completed another expansion in 2005. The company purchased a building just south of its current location (1205 N. Dewey Street), and moved the "Finishing Departments" across the street in November 2006. The Finishing Plant contains many departments: paint prep, paint booths, wiring, and lumber. The main plant has the machine shop and the welding department along with the offices.

Redi Haul Trailers, Inc. is employee owned and more than a manufacturing plant. They see their trailers through from start to finish, plus after the trailer is in the hands of the user, they have a customer service department that is able to help with any problem that may occur with your Redi Haul Trailer. All trailers (more than 100 different trailer models) are backed by a 2-Year Structural Warranty.

The Midwest remains Redi Haul's core market but the company now has a presence in all 50 states using a combination of its dealers, Redi Haul's traveling salesmen based in Fairmont, and independent factory representatives.

Clayton, the founder, has always said, "You do whatever it takes to get the job done." That statement still holds true after 48 years. ■

QUALITY. GUARANTEED. PERIOD.



Building Quality Trailers Since 1969



Heavy Duty Industrial Trailers
GVWR 15,000# to 60,000#
Capacities 11,000# to 50,000#



Equipment Transport Trailers
GVWR 9,990# - 25,000#
Capacities 7,310# to 19,000#

See our complete trailer line at www.redihaul.com



1205 NORTH DEWEY FAIRMONT, MN 56031 • 1-800-533-0382 WWW.REDIHAUL.COM

Dealerships available in selected areas

SUNFLOWER BOAT & BARGE

Expands Marine Equipment Rental Fleet

Sunflower Boat & Barge of Dubuque, Iowa, is a one-stop-shop for contractors working over the water. Sunflower maintains an extensive fleet of marine construction equipment and related accessories available for lease. Furthering equipment additions in 2016, Sunflower will see expansions to its fleet in 2017 as well, including a new crane barge, two tugboats, and two new truckable tugboats.

The new crane barge measures in at 150 ft x60 ft, and should be completed in early summer, 2017. The tugboats will be ready to work in spring 2017, one being a 1,000 hp vessel, the other a 1,700 hp vessel. Both new truckable tugboats will be 600 hp twin screw boats; the first will utilize a folding pedestal pilothouse, while the second will have a telescopic house.

“ONE-STOP-SHOP FOR CONTRACTORS WORKING OVER WATER”

Sunflower Boat & Barge’s existing fleet includes numerous inland river crane barges, material barges, and deck/spud barges of various sizes. Sunflower also leases portable sectional barges, available in four different sizes (3 ft, 4 ft, 5 ft, and 7 ft hull depths), allowing for configuration of a work platform that fits each customer’s unique needs and also allowing access to nearly every inland water. Sectional barge platforms can be designed to support projects ranging from floating plant operations for painting and drilling jobs all the way up to configurations designed to handle heavy cranes.

In addition to barges, Sunflower has traditional tugboats ranging in size from 300 hp to 1,800 hp, as well as truckable tugboats from 300 hp to 600 hp. Hydraulic dredges? Yep, they have them too, again, in a range of sizes to fit the requirements of your project. Dredges vary from 8-inch up to a new in 2015 18-inch Ellicott 1270. Additional equipment available includes spuds, spudwells, and spud winches, as well as long reach excavators, cranes up to 450 tons, dredge pipe, and heavy rigging and lifting gear.

For more information, questions, or to discuss your upcoming project, you can reach Sunflower Boat & Barge at 563.583.0556. ■

www.sunflowerboatandbarge.com



Available for Lease:

- Sectional Barges
- Spud Barges from 75x32 to 195x70
- Hydraulic Dredges
- Truckable Tugboats from 300 – 600 hp
- Traditional Tugboats
- Support Equipment




www.sunflowerboatandbarge.com • 563-583-0556

ACCESS CONSTRUCTION EQUIPMENT

Access Construction Equipment is proud to manufacture Miniconveyor right here in the USA. Miniconveyor is the Portable, Powerful Conveyor System that is easily adaptable to any jobsite. Miniconveyor features aircraft grade aluminum frames and solid stainless steel slider beds. The foam filled cores add to the structural strength yet keeps the conveyors lightweight. The 10-ft x 15-inch version weighs only 170 lbs. Miniconveyor's versatility makes them ideal for tunneling, mining, below grade excavation, landscaping, concrete moving, disaster recovery, and all incline/decline, tight access applications. These Portable, Powerful Conveyor Systems can be set up anywhere in minutes and the belts are reversible. No matter how difficult the job or how tight the access, Miniconveyor is the unique solution.





Access Construction Equipment carries an extensive line of equipment including Tracked Haulers, Portable 3 Phase Generators, Portable Screeners, and Safety Platform Systems. ■

For more information, call 678.344.1165, or visit www.accessconstructionequipment.com.




manufacturers of
miniconveyor
miniveyor USA
miniscreener

Access Construction Equipment's extensive line includes Portable Conveyors, Safety Platform Systems, Track Haulers, Portable Screeners and Portable 3 Phase Generators.

Mention promo code MC17 for extra savings



Email: sales@miniveyorusa.com
Phone 678.344.1165
Toll Free 1.866.736.8921
www.accessconstructionequipment.com

ALPINE

For more than 45 years, Alpine has been a trusted supplier of equipment for the construction, environmental, underground, and mining sectors. Our RockWheel is a powerful and precise rotary grinder with tremendous torque, allowing for rapid and precise removal of rock and concrete, filling the niche between bucket excavation, hammers, and blasting. Our heavy-duty attachments are also popular for post-blast scaling in the mining sector. A wide product line is available to equip excavators from the 1 ton to 75+ ton class. Included in the RockWheel line-up is the patented Cutter-Bucket combination, which is a revolutionary tool for trenching in rock and frozen ground. In the environmental arena, we supply innovative hydraulic rotary soil mixing attachments for use in remediation, stabilization, and solidification projects. All products are available on a rental basis with purchase option. Alpine's experienced team can help with job-specific customization and is always available for technical support, service, and parts. ■

“TRUSTED SUPPLIER OF EQUIPMENT
FOR MORE THAN 45 YEARS”



ROCK & CONCRETE GRINDERS

ATTACHMENTS FOR FROZEN GROUND / ROCK / CONCRETE

ALPINE

ALPINECUTTERS.COM

RENTAL & PURCHASE 814-466-7134

ANTRAQUIP CORPORATION

Antraquip Corporation is the leading designer, manufacturer, and supplier of hydraulic rock grinders (roadheader attachments), carbide and saws, and soil remediation equipment. The newest addition to the Antraquip product line are diamond tipped rock saw attachments for excavators designed to cut hard rock and reinforced concrete for specialty applications. Antraquip's rock and concrete grinders are suitable for trenching, controlled demolition, scaling, soil remediation, tunneling, underwater cutting, and general rock excavation.

- Numerous models available for excavators ranging from 2 to 110 tons
- Choice of cutter head styles to suit the application
- AQ line equipped with a high-torque, low-speed hydraulic motor with rugged gearing and symmetrically aligned cutter bit patterns insures maximum productivity

Antraquip machines are being used all over the world in a variety of civil engineering and mining projects. ■

For more information on Antraquip's line of products, visit www.antraquip.net.

HYDRAULIC ROCK CUTTERS
FOR EXCAVATORS

ATTACHMENTS FOR GRINDING ROCK, CONCRETE & FROZEN GROUND

301.665.1165
info@antraquip.net
ANTRAQUIP CORP

WWW.ANTRAQUIP.NET

LEASE & FINANCING OPTIONS AVAILABLE

BAILEY BRIDGES, INC.

Pioneer Bridges

With more than 50 years of bridge design experience, the engineers at Pioneer Bridges have the ability to meet any bridge need. Our team has extensive experience with pedestrian and vehicular truss bridges... we are truly Pioneers in the industry. We are ready to accept any challenge from small pedestrian bridges and two-lane vehicular bridges to industrial conveyor and pipe support bridges.

Pioneer Bridges are available in several different truss styles and can be fabricated with multiple finish and floor options. You can choose from virtually "maintenance free" weathering steel or from a wide variety of paint colors. Decking options range from pressure treated pine and lpe hardwood to concrete or grating.

Pioneer Bridges can be fabricated in a wide range of sizes to fit your needs. Widths range from 5 ft to 30 ft and clear span lengths can be as long as 200 ft. With support piers (provided by others) you can span virtually any distance. Our prefabricated designs allow for easy installation. ■

www.pioneerbridges.com

PIONEER BRIDGES
A division of Bailey Bridges, Inc.

Prefabricated Steel Truss Bridges
Pedestrian & Light Vehicular Spans up to 250'

866-708-5778
www.pioneerbridges.com

256-845-7575
256-845-7775 fax
119 40th Street NE
Fort Payne, AL 35967

BAILEY BRIDGES, INC.
Portable Bridges — Rent or Buy — Bridge Decking & Grids

BKT USA, INC.

Balkrishna Industries Limited (BKT) is a leading manufacturer in the global Off-Highway tire market. Since its founding in 1987, BKT has successfully focused on specialist segments such as agricultural, construction, and industrial vehicles, as well as earthmoving, port and mining, ATV, and gardening applications.

Talent for innovation is a core competency of the BKT Research and Development Division and one of the company's strengths. Investments in R&D are a fundamental key to success to compete in a complex global market with rapidly evolving needs. BKT's extensive R&D activities allows them to produce about 60-80 new BKT tires every year.

The industrial lineup includes tires for applications such as handling, compacting, digging and loading, haulage, logistics, and maintenance. ■



To explore all BKT product segments, visit www.bkt-tires.com.

Your World, Our Tires

MAGLIFT

- Outstanding cut and wear resistance
- High loading capacity
- Excellent adhesion on the rim
- Extra-long tread life
- Top riding comfort

BKT
GROWING TOGETHER

BKT USA Inc.
2560 West Market St., Suite 100
Fountain Valley, CA 92708
Tel: (949) 848-9600
Office: (415) 330-8300-1090 Fax: (415) 330-8300-1091

bkt-tires.com

CARNIE CAP

Safe impalement protection and ease of installation are hallmarks of the Carnie Cap impalement protection system. They are national OSHA compliant and CAL-OSHA approved. The caps are easy to use and only two caps are needed per 8 feet of rebar (3 per 8 feet in California). They're incredibly cost effective; instead of having to purchase a cap for each rebar, you can use far fewer pieces and still get better protection. They're rarely knocked off or lost, so neither money nor precious time searching your jobsite for lost caps is wasted. Plus, these caps are reusable. Carnie Caps are made in the USA and shipped in boxes of 100.

COMING IN 2017!! Our **new** and **improved** patented Carnie Caps will make installation and reuse even easier! ■
Find out more about ordering these life-



saving tools for your construction jobs at www.carniecap.com, or call 309.736.9752.

CARNIE CAPTM
CUTTING EDGE IMPALEMENT PROTECTION
National OSHA Compliant
CAL-OSHA Approved

CARNIE CAP is the most effective way to cap exposed rebar keeping your workers safe and on the job.

- ✓ WORKS IN HORIZONTAL, VERTICAL & INCLINE APPLICATIONS
- ✓ SAFELY DISTRIBUTES WEIGHT ACROSS ENTIRE SYSTEM
- ✓ ASSEMBLE WITH 2x4 OR 2x6 LUMBER ALREADY ON-SITE
- ✓ NO MORE CAPPING EVERY REBAR!

ORDER TODAY!
(888) 743-7725
www.carniecap.com

Patent # 5826398, 6073415

MADE IN THE USA

DRILTEC, LLC

In business for 33 years, DRILTEC has built a solid reputation in the industry for outstanding quality carbide drill bits and chisels and excellent customer service. DRILTEC is looking forward to continued growth by providing extraordinary value in products and services to its customers. Working with its German manufacturing partners, the durability and precision engineering of your job is guaranteed. Based out of Mississippi, DRILTEC works with nine warehouses across North America to provide fast service to its authorized distributors across the United States and Canada.

DRILTEC is a small business that is very easy to work with and is committed to providing excellence with its carbide drill bits and chisels for its customers and the professionals of the industry. ■

“THE SOLUTION TO ALL YOUR
CONCRETE AND MASONRY
DRILLING NEEDS.”

To learn more, visit www.driltec.com.



FUELPRO TRAILERS

FuelPRO Trailers takes pride in each and every trailer that its top-of-the-line certified welders construct. From start to finish, each trailer is pressure tested and inspected to give you the best trailer possible.

NJF Manufacturing, the company behind the FuelPRO Trailer brand, has long been a part of the agricultural industry, only selling equipment they have used or would use on their own farm.

FuelPRO Trailers offers multiple models and tank sizes. Each trailer is easily customized with the features you need. Each trailer is constructed using two Dexter® torsion axles with EZ lube hubs, 6 or 8 bolt steel wheels (depending on model), and new ST235/80R16 radial tires. FuelPRO Diesel Fuel Trailers have a 5-year tank warranty—the best in the industry. ■

“REDUCE DOWNTIME AND TRANSPORT
FUEL AND TOOLS TO THE FIELD WHERE
YOU NEED THEM — FAST.”

For more information,
visit www.fuelprotrailers.com.

An advertisement for FuelPRO Trailers.com. At the top, the FuelPRO Trailers.com logo is displayed in red and black. Below the logo, the text 'DIESEL FUEL AND DEF TRAILERS FOR CONSTRUCTION AND AG' is written in bold black letters. In the center, there is a photograph of a white fuel trailer with a tank and a pump. At the bottom, the contact information is provided: '7387 Township Highway 104 - Upper Sandusky, Ohio 43351' and '419-294-0400'.

FUMOTO

Over the past 40 years, Fumoto's innovative engine oil drain valve has sold over 10 million worldwide. The industry leader in providing engine oil drain valves for virtually any equipment, heavy-duty, power-gen, light-truck, or car's engine oil pan; Fumoto has been a model of quality and consistency.

The Fumoto valve turns a once messy oil change into a "simply effortless" one. With the flip of a lever, oil is drained; certain models even allow you to attach a hose to the valve, making for the ultimate clean oil change. The Fumoto Valve is used by many of the major OEM engine manufacturers and aftermarket parts distributors around the world.

- No More Mess
- Easy to Install and Use
- Tool-Free Install and Operation
- Hundreds of Thousands of Applications
- Fits Virtually Any Engine Oil Pan
- Helps Prevent Stripped Out Oil Pans
- Made of Tough, Forged Brass Meant to Last the Lifetime of your Engine ■

www.fumotousa.com

Original Fumoto F-Series Trademark Nos. 4562267 and 4562280

New Fumoto SX-Series

Patent Pending

360°

FUMOTO
Simply Effortless

NO OIL PAN LEFT BEHIND

THERE'S A VALVE FOR JUST ABOUT EVERY ENGINE ON THE ROAD.

fumotousa.com 1-800-918-3406

HEADWATERS CONSTRUCTION MATERIALS

Coal-burning power plants account for more than half the electricity produced in the United States. These power plants also produce coal combustion byproducts (CCBs) like fly ash, bottom ash, and FGD gypsum. Fly ash is most commonly used as a replacement for portland cement in concrete, but CCBs are also used as ingredients in wallboard, mortars, stuccos, blocks, bricks, shingles, and a variety of other building materials. They're also used to stabilize soils or wastes, can be used as structural fills or road base materials, and, in the case of gypsum, as an agricultural application that improves plant quality, soil structure, and water retention. Such innovative applications have increased the beneficial reuse of coal combustion byproducts more than 50 percent over the past decade, and Headwaters Construction Materials is proud to be the nation's largest supplier of coal combustion byproducts to diverse industries nationwide. ■

For more information, visit www.flyash.com.

America's largest fly ash marketer...
...and a whole lot more

You know Headwaters as the only fly ash marketer with operations coast to coast.

Headwaters also brings decades of experience to a wide array of Coal Combustion Products opportunities.

For your next Coal Combustion Products challenge or opportunity, choose the CCP leader. **Choose Headwaters.**

HW HEADWATERS
CONSTRUCTION MATERIALS

www.flyash.com

HITCHDOC

Dual Dozer

The Dual Dozer is the ideal attachment for the contractor who wants accurate and timely subgrades. Its compact design takes the extra cost of material and labor out of the equation with the compatibility of various automation systems (laser receivers, slope/sonic, 3D, or GPS). The Dual Dozer operates independently skid steer, allowing it to automatically tilt, rise, and lower from the input of the guidance system. With a hardened replaceable blade on the front and back, the operator won't waste time pushing or pulling material throughout the worksite. Each receiver works independently from the other keeping a more accurate grade and allowing dual slopes. The standard unit is available with a skid steer or 3-point attachment option. Base models come in 6 ft, 7 ft, and 8 ft sizes. Consider the Dual Dozer a great investment for the contractor looking to save time and money. ■

For more information, call 800.446.8222,
or visit www.dualdozer.com.

DUAL DOZER
Laser Controlled

72", 84" & 96" Models

DUAL LASER - COMPACT GRADING SYSTEM

68", 74" & 84" Models

New Introducing
PUSH-OFF BUCKET
by HitchDoc

Infinitely improve your skid steer attachments with this innovative ejector bucket!

Patent Pending

HITCHDOC

1-800-446-8222
www.HitchDoc.com

Manufactured by HitchDoc | 131 County Rd 34 E | Jackson, MN 56143

INSITE SOFTWARE

InSite SiteWork Earthwork & Utility Estimating Software provides cut and fill and sanitary and storm take-offs from:

- Vector files (PDF and CAD)
- Image files (PDF, TIF, and JPG files)
- Data collectors (GPS, total station)

A coordinated cursor between the zoomed take-off window, a site overall, and 3-D Live provides instant validation that your take-off is correct. Select contours, including dashed existing lines on vector PDFs without tracing. Snap to building corners and curbs for CAD-like accuracy and align multi-page documents. Take a virtual drive through the site. ■

IT'S TOTALLY PORTABLE WITH NO
DIGITIZER TO TIE YOU DOWN.

www.insitesoftware.com
877.746.7483

How Much is the Dirt?

InSite SiteWork combines ease-of-use with the most powerful site estimating features available:

- Stripping, Cut & Fill, Topsoil, Structural Backfill
- Merge multi-sheet PDF's with ease
- PDF Line Selection (no tracing)
- Detailed Sanitary & Storm Take-offs
- Online Training and 24hr support by Industry experts
- Instant updates of the 3D when adding/editing data
- Highest quality drive-throughs & BIM model exports
- Network license available

InSite SiteWork

PDF and CAD Cut & Fill Take-Off

WWW.INSITESOFTWARE.COM 1(877)746-7483

JUNIPER SYSTEMS

As the top rugged handheld manufacturer for the land survey industry, Juniper Systems has built its reputation on durability, quality, and reliability. Designed and manufactured in the U.S., Juniper's product line features ultra-rugged handhelds, smartphones, tablets, and GPS sub-meter receivers made to tackle your toughest projects.

Juniper Systems products feature:

- Highest-rated protection against water and dust
- Military-grade drop protection
- All-day battery power for max productivity
- Bright display screen designed for optimal outdoor visibility
- Live customer support, whatever the need

Use Juniper Systems products to efficiently manage data for:

- As-built mapping
- Stockpile volumes
- Material handling and inventory
- Workforce management
- Communication
- Construction staking
- And more ■

RUGGED DATA COLLECTORS MADE FOR YOUR TOUGHEST PROJECTS.

www.junipersys.com



JUNIPER systems

YOUR JOB DESERVES JUNIPER RUGGED™

The jobsite is no place for inferior consumer tablets, smartphones, and GPS mapping equipment. Juniper Systems has been at it for over 20 years, designing and building the right tools for your toughest projects.

Contact us for evaluation equipment, info, and pricing.
Phone: 435.753.1881 www.junipersys.com

KRAFT TOOL CO.

Power Trowel Blades and Float Pans

Kraft Tool Co.® manufactures a full line of ProForm® Power Trowel Blades and Float Pans. The heavy-duty blades and pans are designed to provide even coverage when using ride-on or walk-behind power trowel machines. Kraft's ProForm Power Trowel blade styles include finish, combination, float, channel combo/finish, and combo with rounded corners. Each blade is made of heavy-duty, thick-cut steel to cut down on blade changes while on the job. Designed for longer and greater performance, these blades are ideal for the tough demands of riding power trowels. Kraft's ProForm Float Pans are available in z-clip and safety rod styles. Made to fit right over power trowel blades, these pans can achieve flatter floors in less time. The sides are slightly beveled to keep pans from digging into concrete and are made of heavy-duty steel. Kraft Tool Co. has been an American manufacturer of quality tools for more than 35 years. ■



Manufactured In The USA Since 1981



PROFESSIONAL CONCRETE TOOLS

(800) 422-2448
(913) 422-4848
www.KraftTool.com

LIGNOMAT

Moisture Meters and Monitoring Systems for all Applications

Lignomat is the leader in measuring and monitoring moisture. We have developed unique measuring technologies only available from Lignomat. Performance, quality, user-friendly design, and competitive prices have given Lignomat a good reputation within the Industry.

We offer pin moisture meters and pinless moisture meters to cover all applications for measuring and monitoring moisture in the building envelope. Often used is the combination meter Ligno-VersaTec a pin, pinless and relative humidity meter. Outstanding features are reliability and accuracy, as well as user friendliness.

Anyone needing a versatile meter will appreciate the multi-function **Ligno-VersaTec** and its absolute reliability for years of usage. With the Ligno-VersaTec moisture meter, you can select the right measuring mode and the right accessories for the job on hand. ■

Handheld Moisture Meters

Data Loggers

Wireless Transmitters with Internet Access

Moisture Measurement

and moisture monitoring

Pin Meters
 Pinless Meters
 Hygrometers
 Data Loggers

Call to find the best moisture meters for:

Most reliable:
In-situ RH Probes
for Moisture in
Concrete.

Structural Lumber
Concrete, Brick
Tile, Drywall,...



800-227-2105

www.Lignomat.com

measure and monitor moisture

METALLICS

We know the Fastener Market and have been serving it proudly since 1959. We stand out from our competitors because only Metallics can say we have the ability to manufacture exclusive, unique fasteners through our affiliate, Avanti Screw, Inc. This ability to manufacture coupled with our strategically placed location in Bristol, Connecticut, along with the highest fill rates in America, same day next day shipping, and personalized service when you call, clearly makes us, the Right Choice.

Metallics is always looking toward the future to provide innovative and profitable solutions for our distributors. Since we sell solely to distributors, you can be confident you will not see the products in this catalogue sold at any of America's "Depot-Marts." ■

“WE ARE THE GOLD STANDARD
IN FASTENERS!”

800.243.8272

www.metallicsonline.com



Metallics

Growth Through Innovation



America's Source For Premier, Innovative Fasteners & Anchors



Square Hex Slotted Phillips Metallics QuadDrive



A Large Washer Diameter with Increased Bearing Surface

Full Diameter Under Washer For More Strength – Means Less Snapping of Heads

An American Made Alternative To the Blue Concrete Screw



Twin Lead Threads For Quicker Applications and More Gripping Power



Silver Seal Coating Resists Corrosion Color Matches The Strap and Conduit





Inventors Fill Rate = 99%

800-243-8272

www.metallicsonline.com

NATIONAL CONSTRUCTION RENTALS

Since 1962, National Construction Rentals has been the nationwide leader in the temporary site services industry offering **temporary fence, barricades, portable toilets, restroom trailers, mobile storage containers, and temporary power.** National Construction Rentals provides its products to the construction industry, for special events, to government sector projects, and following natural and man-made disasters. Serving 78 metro areas nationwide, let National Construction Rentals' more than 50 years of experience offer you the peace of mind you need for your next project. ■

“NATIONAL CONSTRUCTION RENTALS.
RENTALS MADE EASY.™”

Visit us online today at www.rentnational.com
or call us at 800.352.5675.

Temporary Fence

Barricades

Portable Toilets

Restroom Trailers

Mobile Storage

Temporary Power

NATIONAL
CONSTRUCTION RENTALS

800-352-5675 • rentnational.com

UNIVERSAL REFINER

Universal Refiner Corporation (URC) is a small to mid-size company that has many strengths. URC began building stationary grinders for the sawmill and pulp industry in 1980. In about 1984, its first portable unit was built, which was possibly the first such unit in the world. In the late 1980's, URC's production moved more toward the portable recycling market.

In 1990, URC recognized the need for a large infeed opening, portable grinder to replace the troublesome hammermills called tub grinders.

“WE CAN HONESTLY SAY THAT
THE R-MAG MODELS ARE NEW ...
TOUGH ... AND BETTER.”

Since about 2000, URC has been developing and marketing the H.A.W.G. (Hypocyclonic Action Waste Grinder) models. This new design surprised everyone with its ability for its size and cost and is now firmly established in the market place.

URC has now turned its attention to its larger machines. The R-MAG MODELS are its most powerful, productive, and efficient grinders yet. ■

“Ask about our Seattle Demo Tour”

R-MAG Models

IT'S NEW...IT'S TOUGH...IT'S BETTER

The Universal Refiner R-MAG is a portable wood waste grinder that can be used in many areas of recycling. They can easily and safely grind lawn clippings, leaves, land clearing, construction/demolition waste logging slash, stumps, log yard waste, railroad ties, storm waste, tropical (palm and palmetto) waste etc.

- CAPABLE OF GRINDING "DIRTY MATERIAL"
- INCREASED PRODUCTION IN MOST MATERIALS
- LOWER COST PER TON
- FACTORY UPGRADES AVAILABLE

UR Universal Refiner Corporation
800-277-8068
PH 360-249-4415 FAX 360-249-4773
www.universalrefiner.com